

## MINILED ACTIVE

Size: Ø24.5x161mm  
Weight: 103g  
Classification: Class II, type B

Wavelength: 420-480nm  
Power:  
• 1492mw/cm<sup>2</sup> with Ø7.5mm light guide

## MINILED STANDARD

Size: Ø23x200mm  
Weight: 160g  
Classification: Class II, type B  
Base: radiometer included

Wavelength: 420-480nm  
Power:  
• 1250mw/cm<sup>2</sup> with Ø7.5mm light guide  
• 2000mw/cm<sup>2</sup> with Ø5.5mm light guide

## MINILED SUPERCHARGED

Size: Ø24x201mm  
Weight: 160g  
Classification: Class II, type B  
Base: radiometer included

Wavelength: 420-480nm  
Power:  
• 2000mw/cm<sup>2</sup> with Ø7.5mm light guide  
• 3000mw/cm<sup>2</sup> with Ø5.5mm light guide

## MINILED ORTHO 2

Size: Ø24x201mm  
Weight: 160g  
Classification: Class II, type B  
Base: radiometer included

Wavelength: 420-480nm  
Power:  
• 3000mw/cm<sup>2</sup> with Ø5.5mm light guide

## ACCESSORIES



### LIGHT GUIDES:

- Ø7.5mm: F02648 (MiniLED™ Standard, SuperCharged, Ortho 2)
  - Ø7.5mm: F05121 (MiniLED™ Active)
- Large reconstructions, posterior brackets, Inlay cores...
- Ø5.5mm: F02652 (MiniLED™ Standard, SuperCharged, Ortho 2)
- Get even more energy at the extremity: Lingual ortho, interdental composites, small areas reconstructions

## BUILT-IN

Various possibilities available upon request



Non contractual document - Ref. D05101 - V2-02/2017 - Copyright © 2015 SATELEC. All rights reserved. No information or part of this document may be reproduced or transmitted in any form without the prior permission of SATELEC.



# MINILED

Fast polymerization  
for long term  
esthetic results

# MINILED CURING LIGHTS

# THE LAMPS REFERENCES

## POLYMERIZATION CHALLENGES

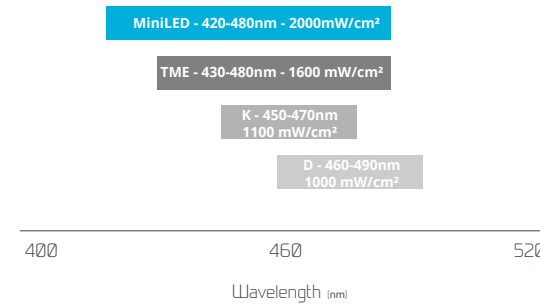
The use of MiniLED™ Polymerization lamps have been appreciated worldwide for their efficiency and their secure cold light safe on vital teeth. The range of ACTEON® MiniLED responds to all clinical needs from portable to chair connected versions.



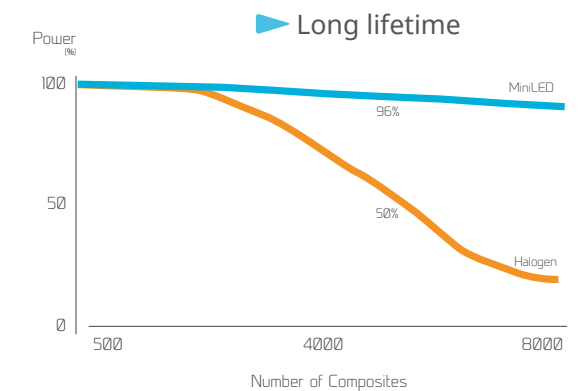
## CRUCIAL PHASE FOR GREAT ESTHETIC RESULTS

Light-activated products such as composites, sealants, bonding agents have been optimized over the years to provide better esthetic results. The polymerization phase is crucial for esthetic and long lasting results. **Choosing the right lamp**, with the proper intensity and exposure time avoids fractures, infiltrations, post-operative sensitivity. Science has proved that improperly cured composites can generate a cytotoxic effect and are less biocompatible.<sup>(1)</sup>

## LATEST TECHNOLOGY

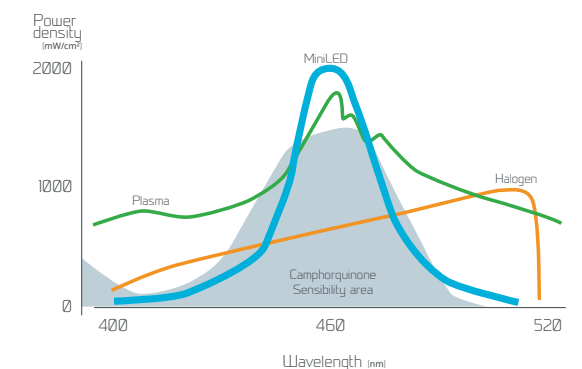


- ▶ Wide emitting spectrum: 420 to 480nm for dental photo-initiators
- ▶ Cold light limiting the risk of pulpal damage
- ▶ Developed in collaboration with prestigious universities



## PATIENTS & PRACTITIONERS FRIENDLY

- ▶ **Well-balanced combination**
  - Cordless light handpiece easy to grip
  - Robust body in aluminium
  - Li-Ion battery with no memory effect
- ▶ **Safe & Hygienic**
  - No fan to limit cross infection and avoid noise generation
  - Rigid protection shield for a focused blue light with no danger for the retina
  - Autoclavable multi-fibers glass light guide
- ▶ **Large photo-initiator compatibility**
  - Relevant wavelength spectrum: Camphoroquinone (CQ) 470nm but also PPD and PAB 430 nm
  - Large power range from 1250mW/cm² to 3000mW/cm²
  - Customizable modes to polymerize diverse materials in various clinical situations

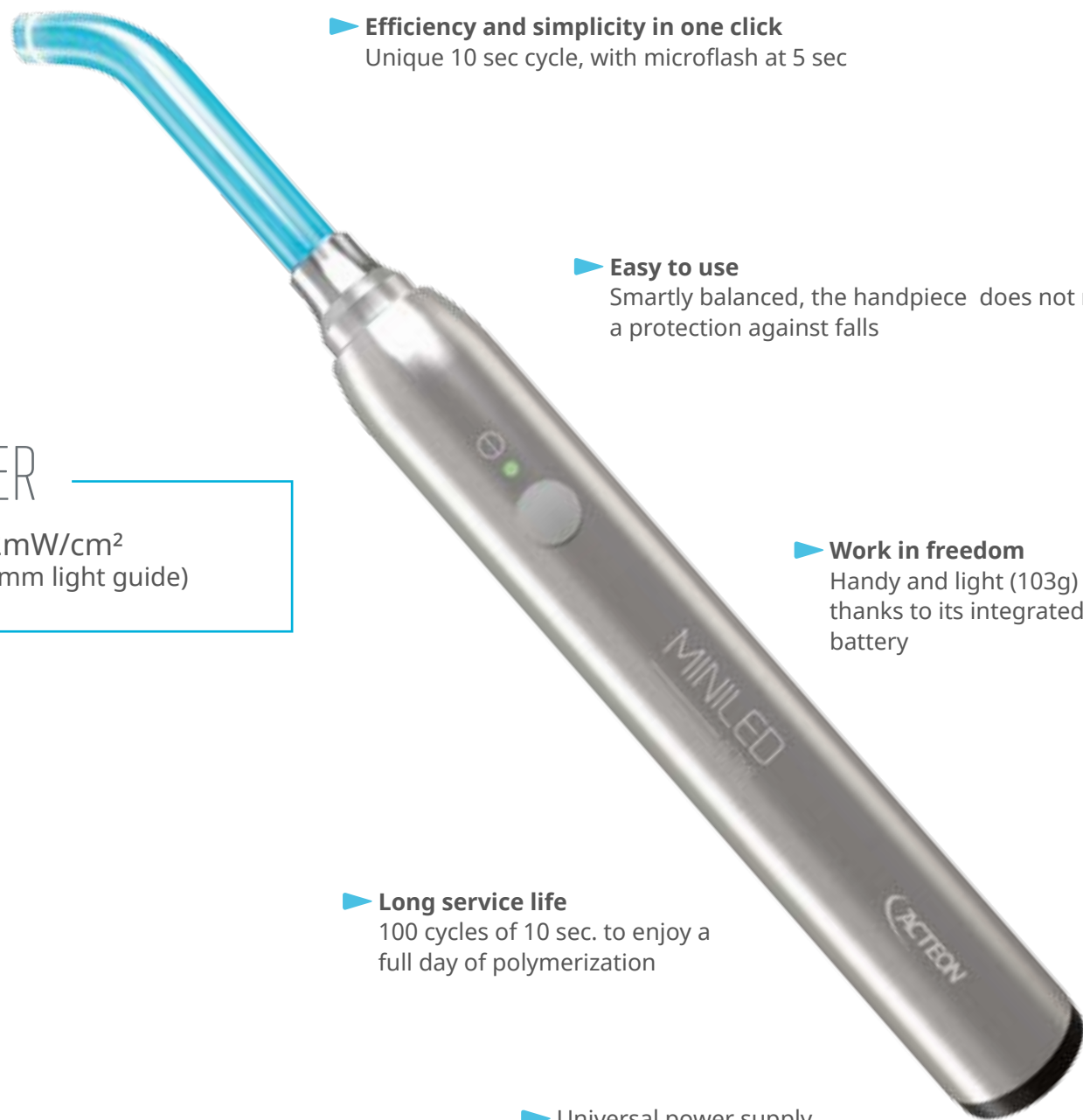


# MINILED ACTIVE

## READY TO USE

*The essential of polymerization at your fingertips*

MINILED  
ACTIVE



► **Efficiency and simplicity in one click**  
Unique 10 sec cycle, with microflash at 5 sec

► **Easy to use**  
Smartly balanced, the handpiece does not roll for a protection against falls

► **Work in freedom**  
Handy and light (103g) thanks to its integrated battery

► **Long service life**  
100 cycles of 10 sec. to enjoy a full day of polymerization

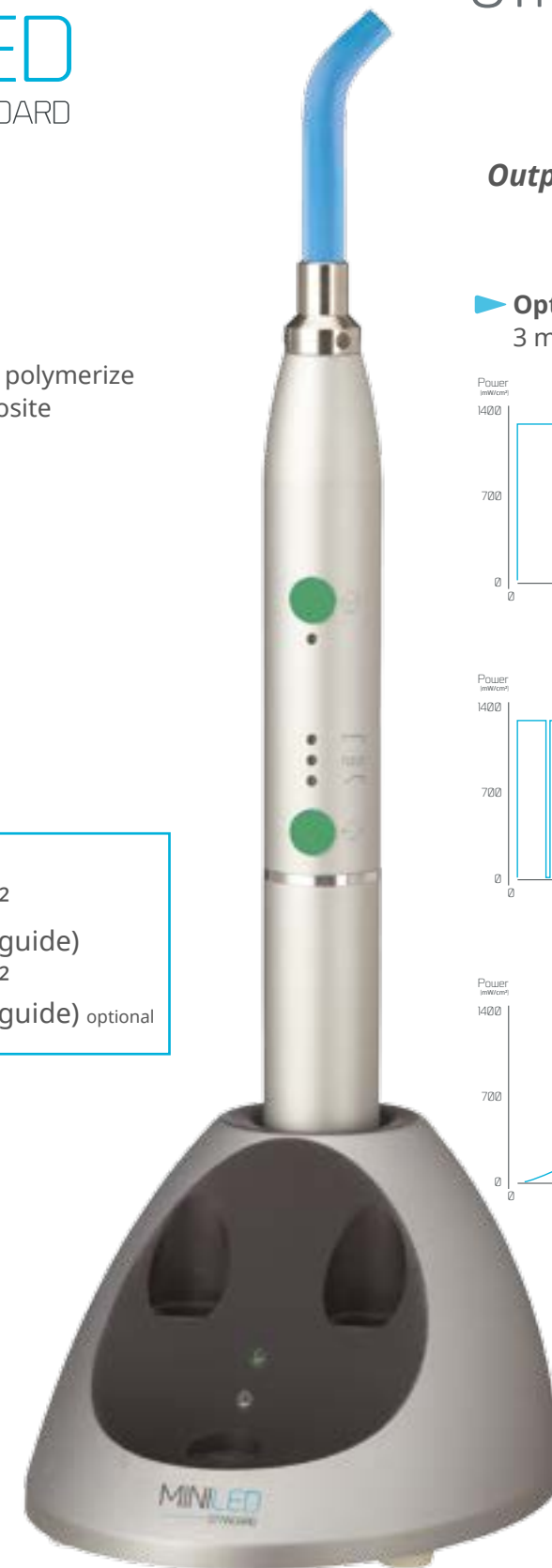
► **Universal power supply**  
Battery level indicator

POWER  
1492mW/cm<sup>2</sup>  
(Ø7.5mm light guide)

MINILED  
STANDARD

► **Fast**  
Only 6 to 12 sec to polymerize  
2mm of any composite

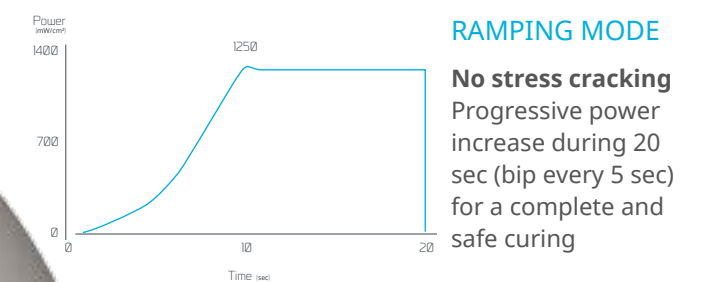
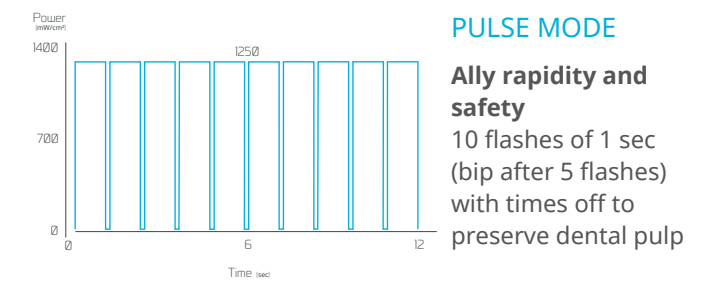
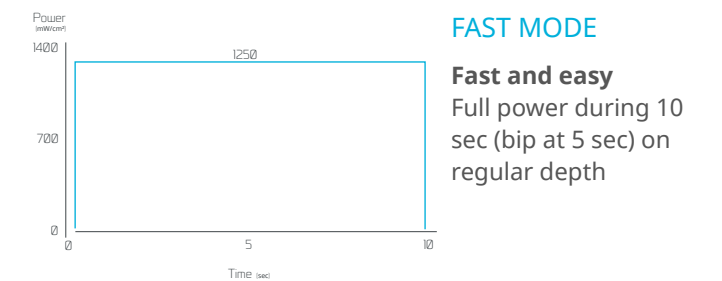
POWER  
• 1250mW/cm<sup>2</sup>  
(Ø7.5mm light guide)  
• 2000mW/cm<sup>2</sup>  
(Ø5.5mm light guide) optional



# SIMPLY POWERFUL

*Outperforms in power, efficiency and speed*

► **Optimal result**  
3 modes to fit all clinical needs



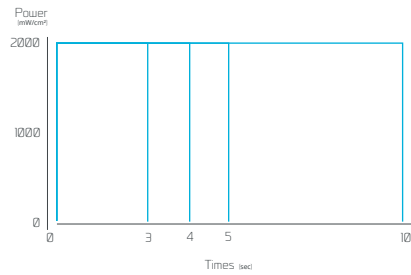
► **Safety**  
Base-charger includes a radiometer for light power intensity check-up



# MINILED SUPERCHARGED

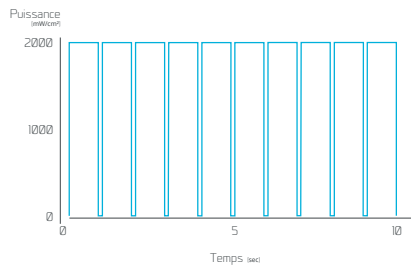
## HIGHLY ADAPTABLE

The alliance of power and safety



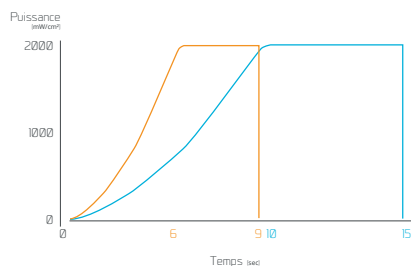
### FAST MODE

**The choice of rapidity**  
Full power during 3, 4, 5 or 10 sec, according to the composite thickness



### PULSE MODE

**Limits temperature rise**  
5 or 10 flashes of 1 sec for a polymerization in security



### RAMPING MODE

**Avoids composites retraction**  
Progressive power increase during 9 or 15 sec to ensure perfect sealing of the restoration



### Control

Base-charger includes a radiometer. The LED light intensity can be controlled anytime with total lightening of the translucent handpiece holder



## MINILED SUPERCHARGED

### POWER

- 2000mW/cm<sup>2</sup> (Ø7.5mm light guide)
- 3000mW/cm<sup>2</sup> (Ø5.5mm light guide) optional



### Visibility

Luminous screen with customizable modes and times, count curing time and load indicator

## MINILED ORTHO 2

### POWER

- 3000mW/cm<sup>2</sup> (Ø5.5mm light guide)

### Customizable signal

An alert (beep, micro-flash, mixed or no alert) prompts the user to move to the next curing position every 4 sec

### Long lasting battery

MiniLED Ortho 2 can cure 15 patients at maximum power, no need to recharge it during the day



## SPECIALIZED ORTHODONTIC TREATMENTS

Cure in a simple gesture, in few seconds from few brackets to a whole quadrant

### Ortho friendly

Customizable exposure times of 4, 8, 12 and 32 sec, specifically studied to move from one bracket to another or to cure a full arch

### Efficacy and safety

- Cure any type of material used in orthodontics efficiently and quickly.
- The absence of UV reduces heat production for maximum comfort and safety