



## Important Details

The MK-dent Air Motor (AM0012/ AM0014)

- is only intended for dental treatment of patients.
- is according to relevant national regulations as a medical device.

### These provisions indicate, that

- applicable accident prevention regulations and health and safety regulations must be observed.
- only a competent user is allowed to use the product according to this instruction.
- only faultless work equipment is to be used.
- any contamination from the product must be avoided.
- patients, users and third parties are to be protected from danger.



## Technical Facts

**MK-dent Air Motor (AM0012/ AM0014)**

**Input speed:** 5.000 - 20.000 rpm

**Air input:** 2,2 - 2,8 bar

**Air use:** up to 60NI/ min.

**Connection:** 2-/ 4-hole standard connection, INTRAmatic connector

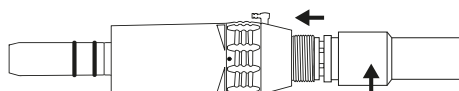
## Meaning of Symbols

REF	SN				CE <sub>0123</sub>
Item No.	Serial No.	Caution!	Sterilizable in an autoclave up to max. 135°C/ 275°F	Suitable for spray- and wipe disinfection	CE-Sign

## Connection to the Treatment Unit



Before first use and after each use, sterilize the Air Motor. Always use dry, cleaned and decontaminated compressed air. Premature wear from contaminated and humid compressed air can shorten the lifetime of the product.



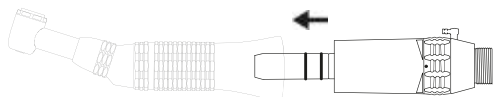
Place the connection of the tubing on the Air Motor and turn the thread until stop.

## Checking the Compressed Air with a Manometer

Install the manometer between tubing and Air Motor. The following values should be displayed:

<b>Forced Air (F.A./ T.R.)</b>	=	<b>2,2 - 2,8 bar</b>
<b>Return Air (R.A./ R.L.)</b>	<	<b>1,1 bar</b>
<b>Water (W.)</b>	=	<b>0,8 - 2,5 bar</b>
<b>Spray Air (S.A./ Spr.L.)</b>	=	<b>1,0 - 4,0 bar</b>

## Connecting to the INTRAmatic-connection of Handpieces

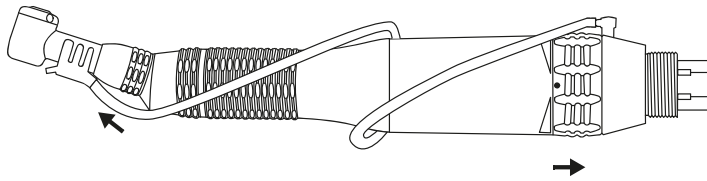


Place the handpiece on the Air Motor until it audibly locks in place.



In order to avoid damage to the driver, do not attach or release the Air Motor while the handpiece is in movement.

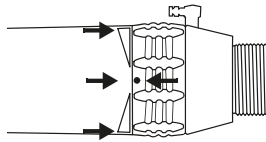
## Installing the external water supply



Attach one end of the plastic tube to the water intake on the Air Motor, the other end on the water inlet on the contra angle/ straight handpiece.  
Turn on the water supply on your treatment unit.

The length of the tube is longer as needed. Please cut according to the trim size before using.

## Speed Control/ Change Direction of Rotation



Turn the control ring to change the speed and the rotation direction.

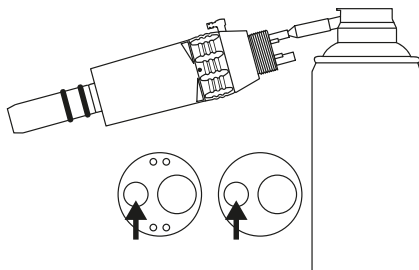
## Disinfection

The MK-dent Air Motor can be disinfected externally. Only use DGHM listed chemical disinfectant for spray and wipe disinfection.



**Don't place the Air Motor in disinfectant baths. Results are malfunctions.**

## Lubrication with Oil



Use "MK-dent Premium Service Oil" for care and lubrication. Remove the Air Motor from the tubing, attach the enclosed MK-dent oil adapter on the oil can and spray for 1-2 seconds in the smaller one of the two large pipelines (see drawing).

## Sterilization

Sterilize the MK-dent Air Motor in an autoclave up to max. 135°C (2 bar) / 275°F (29 psi).



Autoclave three times with an initial vacuum for at least 4 minutes at 134°C +/- 1

Autoclave using the gravitation method for at least 10 minutes at 134°C +/- 1

Autoclave using the gravitation method for at least 60 minutes at 121°C +/- 1

Follow the manufacturer's instructions for use.

The prepared instrument must be stored protected germ-free from dust in a dry, dark and cool room.



**Observe the expiration date of the sterilized item. No chlorine-based products and no chemical solvents or cleaning materials must be used. Do not use dryer (post-heat). Do not sterilize the packing box.**



### Caution

Stop working with the contra angle handpiece by higher and irregular running noise, significant vibrations, overheating, and optical damaging. Please contact in these cases an authorized by the manufacturer repair center or your dental-depot.

## Warranty

MK-dent provides the end user a warranty for proper function, immaculate material and workmanship for the period 12 months after purchasing. Relevant for this is the invoice date.

In case of justified complaints MK-dent carries out a free repair or a possible free replacement. This will be decided by MK-dent. Other claims of any kind, in particular damage compensation are excluded. In the event of default, gross negligence or intent, this shall only apply unless there are compelling legal regulations.

MK-dent is not liable for defects and their consequences that have arisen whose arising may be due to natural wear, improper handling, improper cleaning, or maintenance, non-compliance with operating or manual instructions, calcination or corrosion, contaminated air and water supply or chemical or electrical influences that are unusual or not permitted according to MK-dent's instruction for use or to other manufacturer's instructions.

The warranty does usually not cover lamps, light conductors made of glass fibers, glassware, rubber parts and the color fastness of plastic parts. All liability is excluded if defects or their consequences arise because of interventions or modifications on the product by the end user or by a third party not authorized by MK-dent.

Warranty claims will only be accepted if the product is submitted with a proof of purchase in the form of an invoice or a copy of the delivery note. Dealer, purchase date, model and serial number must be clearly visible.



**MANUFACTURER**  
MK-dent GmbH  
Marie-Curie-Str. 2  
D-22941 Bargteheide

Phone: +49 (0)4532 40049 0  
Fax: +49 (0)4532 40049 10  
Email: [info@mk-dent.com](mailto:info@mk-dent.com)  
Web: [www.mk-dent.com](http://www.mk-dent.com)

IFU\_MK\_AM\_03\_EN\_RevB