

Caring People. Improving Lives

Product catalog
2023

 acteon



our vision our mission

We believe healthcare is first and foremost about quality of life. Medical treatments are more than just procedures, they restore health, comfort, confidence and happiness and improves life of millions of patients every year. Our vision is to pave the way of a more human-centered healthcare industry based on proactive lifetime care.

To remain at the top of their game and focus on what matters most, healthcare professionals trust integrated solutions that empower them and improve their practices on a daily basis. We provide comprehensive, intuitive workflow solutions that put technology at the service of people and help healthcare professionals restore patients' health effectively, efficiently, and economically.





About Prophylaxis workflow

This combination of solutions helps dentists easily prevent and diagnose potential dental problems such as periodontal disease and tooth decay. It also allows to perform safe and minimally invasive procedures, providing best care and comfort for patients.



Diagnosis

To ensure a reliable diagnosis, I need to get a quick and clear view of initial signs of caries, periodontal disease, and other conditions.

C50



C50 intraoral camera is the perfect companion for non-invasive and reliable caries detection, thanks to its fluorescent technology.



Treatment

I wish to carry out fast and accurate treatment, while reducing hand fatigue.

newtron



bliss

Newtron® P5XS B.LED and Bliss™ is the perfect combo to preserve tissues with efficacy and precision. Less force is needed for more comfort.



Air polishing

It is important for me to control the progression of the disease, without neglecting the comfort of my patient.

**air-n-go
easy**



With Air-N-Go® easy, provide a gentle and effective treatment that limits bleeding. Stains and bacterial plaque are removed even in hard-to-reach areas.



Follow-up

In order to educate my patients for better treatment acceptance, I need to highlight the results of my dental care.

C50



C50 provides a reliable and immediate check of the clinical condition. The images can be shown to the patient and saved to his file.




Protection

I need to ensure optimal clinical protection for my patients and limit the risk of cross-contamination.



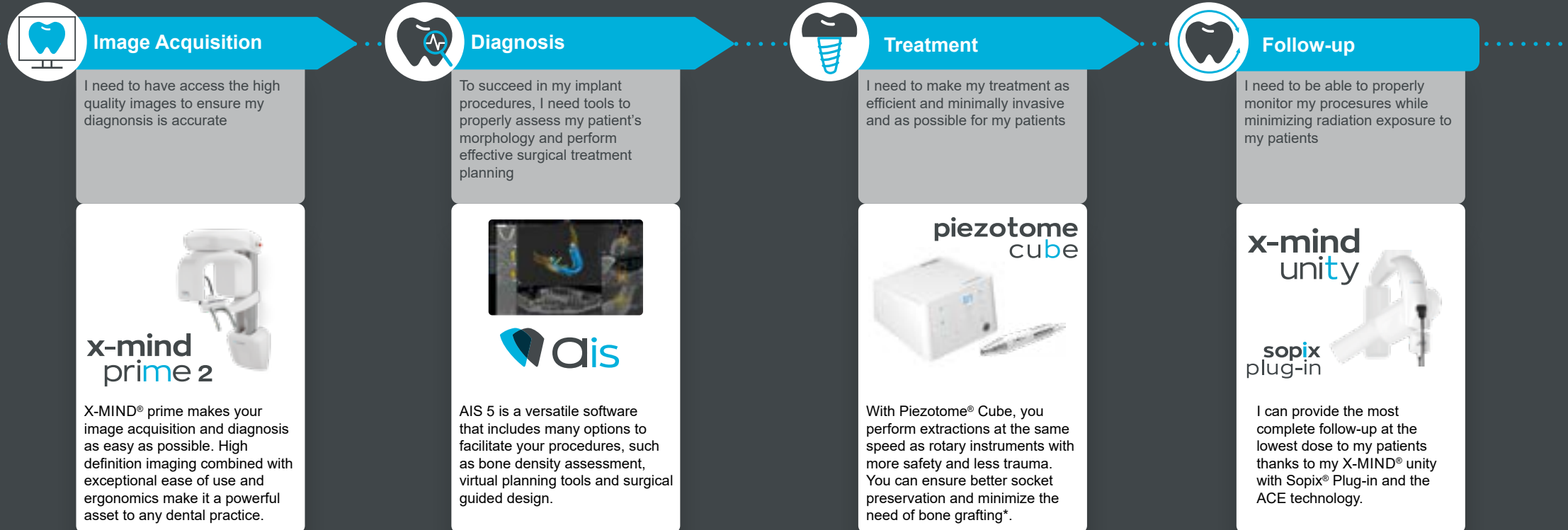
riskontrol

Riskontrol® disposable tips are your must-have solution to perform dental care in a safe and clean place. It assures protection, comfort and safety in every daily clinical procedures.



About Implantology workflow

ACTEON®'s implantology workflow leverages its expertise in different areas of the dental care pathway to help practitioners address some of the challenges associated with implantology to facilitate treatment, reduce treatment costs, increase surgical success, reduce chair time and improve the patient experience.


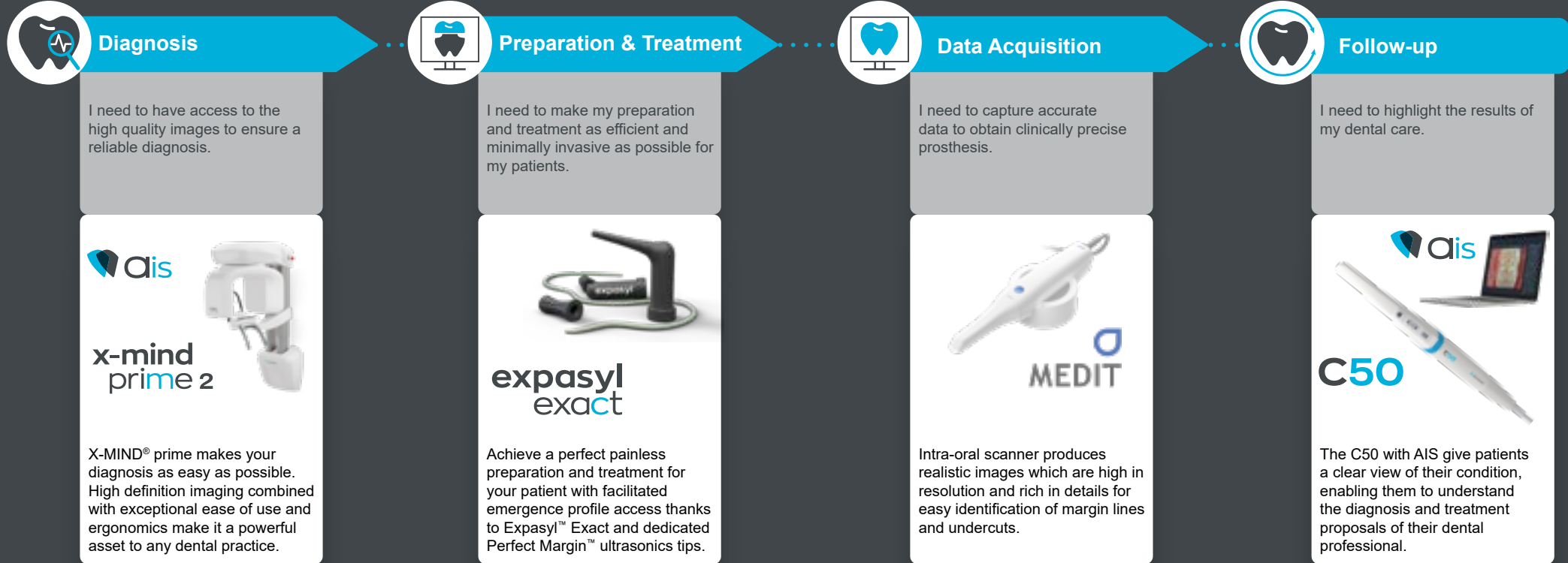


* Troedhan A, Kurrek A, Wainwright M. Ultrasonic Piezotome surgery: it is a benefit for our patients and does it extend surgery time? A retrospective comparative study on the removal of 100 impacted mandibular 3rd molars. Open Journal of Stomatology. 2011;1:179-184



About Digital Prosthesis workflow

ACTEON® digital prosthesis workflow allows practitioners to create effectively both functional and aesthetic smile, and to ensure patients' satisfaction. When it comes to complete prosthetic procedures, our top-of-the-range and innovative products help dentists to perform precise and predictable procedures while delivering the best patients' treatment experience.





CONTENTS

ACTEON® Imaging

ACTEON® Equipment

ACTEON® Manual instrumentation

ACTEON® Consumables

ACTEON® OEM

ACTEON® Info



ACTEON[®] IMAGING

EXTRA-ORAL RADIOLOGY

INTRA-ORAL RADIOLOGY

COLOR IMAGERY

EXTRA ORAL RADIOLOGY

.....

ACTEON® imaging



EASY IS THE NEW SMART!



- ✔ Easy 2D diagnosis
- ✔ Easy patient positioning
- ✔ Easy user interface
- ✔ Easy installation
- ✔ Easy to use

x-mind prime 2



RELY ON A COMPLETE SET OF PANORAMIC EXAMS

X-MIND® prime offers a full set of panoramic exams for both adult and child, tailored to meet all your clinical applications:

- Panoramic
- Examination of the temporomandibular joints
- Examination of the maxillary sinuses
- Half-panoramic
- Improved orthogonal panoramic
- Detailed frontal dentition
- Low-dose panoramic
- Bite-wing

POSITION EASILY AND EFFICIENTLY YOUR PATIENT

Natural face-to-face positioning supported by alignment lasers for correct patient positioning.

X-MIND® prime is based on a fix & lift principle. Whether sitting or standing at any height, the telescopic columns can be directly adjusted using the control panel.

Its open space configuration suits all types of patients and is easily accessible for wheelchair users, thanks to its zero footprint design.



SIMPLE CONTROL PANEL

The simplified control panel, smartly located below the chin support, provides a streamlined and precise patient positioning.

Benefit from an error-free patient positioning thanks to the automated chin rest support recognition.



THE BRAND VERSION WITH CEPHALOMETRIC ARM

Easy, reliable and safe mobile sensor handling
CEPHALOMETRIC RADIOGRAPHY

With the ACTEON® cephalometric solution entering the X-MIND® prime range, you can now extend the fields of application of the device to orthodontic analysis, improving diagnosis and treatment planning.

2 AVAILABLE CONFIGURATIONS:

- ✔ X-MIND® prime PAN CEPH
- ✔ X-MIND® prime PAN 3D CEPH

X-MIND® prime Pan 2D

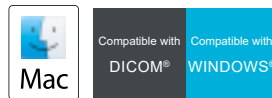


Orthopantomograph (OPG), 110V–240V, with one CCD Pan 2D sensor for panoramic imaging.

- 24 adult and child panoramic programs
- Innovative wall-mounted system
- Face-to-face positioning
- Lightest unit on the market
- Installation under an hour by one single technician

ACTEON® maging Suite (AIS) streamlines any clinical workflow from patient data management to images acquisition. AIS 2DApp with its clean interface simplifies the diagnostic phase and allows a better communication with the patient with its portable viewer and dedicated image filters. All Acteon imaging devices can be integrated in the same AIS environment. Installation and user e-manuals, 2 years standard warranty. Not included: light.

Class IIb medical devices (IMQ) - CE0051
Manufacturer: de Götzen ACTEON® Group - Italy



2D Wall-mounted version 110–240V

W1200001

X-MIND® prime Pan 2D CEPH




Orthopantomograph (OPG), 110-240V with single mobile CMOS sensor for panoramic and cephalometric imaging.

Lightweight and compact installation
39 adult and child acquisition programs
Accurate and reliable patient positioning
Fast and easy installation

ACTEON® Imaging Suite (AIS) streamlines any clinical workflow from patient data management to images acquisition. AIS 2DApp with its clean interface simplifies the diagnostic phase and allows a better communication with the patient with its portable viewer and dedicated image filters. All Acteon imaging devices can be integrated in the same AIS environment. Installation and user e-manuals, 2 years standard warranty. Not included: light.

Class IIb medical devices (IMQ) - CE0051
Manufacturer: de Götzen ACTEON® Group - Italy



2D version 110-240V

W1200009

2D version Double sensor 110-240V

W1200009.DS

X-MIND® prime Pan 3D




Orthopantomograph (OPG), 110V–240V,
with one CMOS sensor used for Pan and 3D.

- 54 adult and child 2D and 3D programs
- Delivered with AIS 3D app and powerful treatment planning tools
- 4 FOV : 50x50, 85x50, 85x93 and 120x100 mm
- Innovative wall-mounted system
- Face-to-face positioning
- Lightest unit on the market
- Installation under an hour by one single technician

ACTEON® Imaging Suite (AIS) Software, for visualization and analysis of 2D and 3D acquisitions and treatment planning. Includes five licenses for 3D app standard, the 3D viewer and implant planning application. Compatible with all 2D and 3D imaging products of the group. Installation and user e-manuals, 2 years standard warranty. Not included: Light.

Class IIb medical devices (IMQ) - CE0051
Manufacturer: de Götzen ACTEON® Group - Italy



3D Wall-mounted version 110–240V + WS + Monitor

W1200005

X-MIND® prime Pan 3D CEPH




Orthopantomograph (OPG), 110-240V equipped
with a CMOS PAN/3D panel and a CMOS 2D CEPH
sensor.

69 adult and child 2D PAN/CEPH and 3D programs
Delivered with AIS 3D app and powerful treatment
planning tools
5 FOV : 50x50, 85x50, 85x93 and 120x100 mm
Accurate and reliable patient positioning
Fast and easy installation
Software preinstalled.

ACTEON® Imaging Suite (AIS) Software, for
visualization and analysis of 2D and 3D acquisitions
and treatment planning. Includes five licenses for 3D
app standard, the 3D viewer and implant planning
application. Compatible with all 2D and 3D imaging
products of the group. Installation and user e-manuals,
2 years standard warranty. Not included: Light.

Class IIb medical devices (IMQ) - CE0051
Manufacturer: de Götzen ACTEON® Group - Italy



3D version 110-240V + WS + Monitor

W1200010

Spare parts



Self-standing base

W1200100

Column

W1200101

XMP 2D PC

Windows 10, 64 bits. Nvidia Graphic card.
no included: network card, monitor, AIS 3D App

4695489200

XMP 3D WORKSTATION

Windows 10, 64 bits. Nvidia Graphic card, 1 Gbit Ethernet Network card.
AIS 3D APP.
not included: monitor

6604900100

22" MONITOR

DELL P2219H 22" monitor

4695454900

Ethernet board dual port

4695488300

Chin rests maxillary sinus

6604011605

Full 2D and 3D panoramic chin rest

6604012000

Chin rest for edentulous

5407098100

TMJ support

6604011800

Temple bar left 2D, 3D & CEPH

6101010212

Temple bar right 2D, 3D & CEPH

6101010112

Pan centering bites x50

6607090100

Disposable bite protective sleeves x100

6107110700

Double ceph sensor upgrade kit

W1205009.DS



x-mind trium

true
low dose

- 3 in 1 System covering Pan, 3D and Ceph exams
- 3D Mapping of bone density
- 4 FOV: From 4x4 to 11x9
- Up to 50% Dose reduction*
- 75 µm High-resolution image

FOCUS ON THE REGION OF INTEREST

X-MIND® trium offers you a broad selection of field of view, letting you focus on the region of interest for the target diagnosis and reducing the patient's exposure to X-rays:



ø 110x90 mm



ø 80x90 mm



ø 60x60 mm



ø 40x40 mm



DOSE REDUCTION WITHOUT COMPROMISES IN IMAGE QUALITY

Up to 50%* dose reduction with TRUE LOW DOSE CBCT

True low dose helps to reduce the X-ray dose while preserving a high image quality. The unique True Low Dose solution is possible thanks to:

IMAGE ENHANCING ALGORITHM

With the new powerful algorithm, you can now decrease the X-ray settings (up to 50%) with peace of mind. Our Low Dose functionality on the 3D radiographic scan will reveal the same anatomical structures of the X-MIND® trium exam performed with the standard dose.

STANDARD
DOSE



90kV - 8mA

CLASSIC
DOSE



70kV - 4mA

TRUE LOW
DOSE



70kV - 4mA

SMART SLIDE MOVEMENT

X-MIND® trium sensor cassette is sliding closer to the child's head during the exam. This allows to reduce the X-ray dose settings while keeping the exact same image quality as before.

BEFORE SLIDE MOVEMENT



AFTER SLIDE MOVEMENT



AN OUTSTANDING IMAGE QUALITY

The quality of the diagnosis and endodontic treatments improves significantly with the 75 µm resolution of X-MIND® trium.

* Ratio based on DAP measurements from standard X-MIND® Trium settings 90kV-8mA-300prjs

X-MIND® trium TLD Pan 3D



Class IIb medical devices (IMQ) - CE0051
Manufacturer: de Götzen ACTEON® Group - Italy

OrthoPanTomograph (OPG), 115-220V, with Flat Panel Detector for CBCT and panoramic imaging.


- Child-dedicated Panoramic and CBCT programs
- Low dose CBCT programs
- Improved Orthogonality
- TMJ section
- Maxillary Sinus exam
- CBCT FOV Ø40x40, Ø60x60, Ø80x90, Ø110x90

Software preinstalled on the provided workstation and monitor.

ACTEON® Imaging Suite (AIS) Software, for visualisation and analysis of 2D and 3D acquisitions and treatment planning. Includes five licenses for 3D app PRO, the 3D viewer and implant planning application.

Compatible with all 2D and 3D imaging products of the group. Installation and user e-manuals, 2 years standard warranty. Not included: Light.

* The control panel can be placed on the right during installation according to the practitioner's needs



Control panel on the left*

W0920010

Warranty extensions

Warranty extension for 1 additional year	W0900028
Warranty extension for 2 additional years	W0900029
Warranty extension for 3 additional years	W0900030

X-MIND® trium TLD Pan 3D CEPH



Class IIb medical devices (IMQ) - CE0051
Manufacturer: de Götzen ACTEON® Group - Italy

OrthoPanTomograph (OPG), 115-220V, with one CMOS 2D sensor for cephalometry and a flat Panel Detector for CBCT and panoramic imaging.

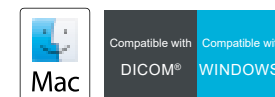
- Child-dedicated Panoramic and CBCT programs
- Low dose CBCT programs
- Improved Orthogonality
- TMJ section
- Maxillary Sinus exam
- Cephalometric exams
- CBCT FOV Ø40x40, Ø60x60, Ø80x90, Ø110x90

Software preinstalled on the provided workstation and monitor.

ACTEON® Imaging Suite (AIS) Software, for visualisation and analysis of 2D and 3D acquisitions and treatment planning. Includes five licenses for 3D app PRO, the 3D viewer and implant planning application.

Compatible with all 2D and 3D imaging products of the group. Installation and user e-manuals, 2 years standard warranty. Not included: Light.

* The control panel can be placed on the right during installation according to the practitioner's needs



CEPH right, control panel on the left*

W0920012

CEPH left, control panel on the left*

W0920233

Warranty extensions

Warranty extension for 1 additional year	W0900031
Warranty extension for 2 additional years	W0900032
Warranty extension for 3 additional years	W0900033

Accessories & spare parts

Pan 2D sensor for OrthoPanTomograph (OPG) (to add a second 2D sensor or for replacement)	<i>W0900036</i>
Ceph 2D sensor for OrthoPanTomograph (OPG) and cephalometry (for replacement)	<i>W0900037</i>
CBCT PLAN sensor for 3D imaging (for replacement)	<i>W0900038</i>
PC Client (no monitor) not included: network card, Monitor, AIS 3D App	<i>W0900040</i>
PC workstation 3D (no monitor) Windows 10, Nvidia graphic card, 1 Gbit Ethernet Network card. not included: monitor	<i>W0900042</i>
PC Workstation 2D Windows 10, monitor network card	<i>W0900246</i>
Upgrade kit for dell 3620 WORKSTATION 1Tb SSD Hard drive - 16Gb RAM - P620 Nvidia GPU (display card)	<i>W0900277</i>
27" Monitor Lenovo P27H-10 27" monitor	<i>W0900141</i>
Remote trigger & 15m cable	<i>W0900091</i>
Ears protections X-MIND® trium (280 pcs) only for arms Ceph	<i>W0900110</i>
Chin rests, bite block, TMJ X-MIND® trium	<i>W0900080</i>
Temple bars left/right X-MIND® trium	<i>W0900071</i>
Sliding bite blocks X-MIND® trium (10 pcs)	<i>W0900142</i>
Bite protections X-MIND® trium (500 pcs)	<i>W0900113</i>



X-MIND® TRIUM Self Standing Base

W0900236





AIS 3D App 4.2

AIS 3D APP Basic 1 electronic licence	W1000012
AIS 3D APP Basic 5 electronic licences	W1000013
AIS 3D APP Standard 1 electronic licence	W1000018
AIS 3D APP Standard 5 electronic licences	W1000019
AIS 3D APP Premium 1 electronic licence	W1000020
AIS 3D APP Premium 5 electronic licences	W1000021

AIS 3D App 5.0

AIS 3D APP 5.0 Start	W1000023
AIS 3D APP 5.0 Pro	W1000024
AIS 3D APP 5.0 Design 1 year license, for the first year	W1000025
AIS 3D APP 5.0 Design 1 year license, starting the second year	W1000026

ACTEON® Imaging Suite - DICOM Licence

Licence AIS DICOM package	W0900153
---------------------------	----------




INTRA ORAL RADIOLOGY

.....

ACTEON® imaging



x-mind unity



- ✔ 0.4 mm focal spot
- ✔ Configurable radiological settings (time, mA, kV)
- ✔ Ace – Reducing patient dose
- ✔ Dosage display
- ✔ Top and bottom mounting

X-MIND® unity is pre-wired for the integration of the SOPIX® Plug-in / SOPIX² Plug-in digital sensor.

X-MIND® unity is Delivered with a long cone in standard version.

X-MIND® unity - Mobile



Package including mobile support and X-MIND® unity for mobile support

Mobile support for X-MIND® unity	W0800127
X-MIND® unity for mobile support:	
Mobile support - Long cone	W0800085
Mobile support - Short cone	W0800091
Mobile support - Long square cone	W0800128
Mobile support - Short square cone	W0800129

X-MIND® unity - Top mounting

Short cone - extensor 0.40m	W0800000
Short cone - extensor 0.80m	W0800001
Short cone - extensor 1.10m	W0800002
Long cone - extensor 0.40m	W0800003
Long cone - extensor 0.80m	W0800004
Long cone - extensor 1.10m	W0800005
Short square cone - extensor 0.40m	W0800102
Short square cone - extensor 0.80m	W0800103
Short square cone - extensor 1.10m	W0800104
Long square cone - extensor 0.40m	W0800006
Long square cone - extensor 0.80m	W0800007
Long square cone - extensor 1.10m	W0800008

X-MIND® unity - Bottom mounting

Short cone - extensor 0.40m	W0800009
Short cone - extensor 0.80m	W0800010
Short cone - extensor 1.10m	W0800011
Long cone - extensor 0.40m	W0800012
Long cone - extensor 0.80m	W0800013
Long cone - extensor 1.10m	W0800014
Short square cone - extensor 0.40m	W0800105
Short square cone - extensor 0.80m	W0800106
Short square cone - extensor 1.10m	W0800107
Long square cone - extensor 0.40m	W0800015
Long square cone - extensor 0.80m	W0800016
Long square cone - extensor 1.10m	W0800017

Accessories & spare parts



X-MIND® unity short cone

W0800018



X-MIND® unity long cone

W0800019



X-MIND® unity short square cone

W0800137



X-MIND® unity long square cone

W0800020



X-MIND® unity tubehead

W0800022



X-MIND® unity timer

W0800023



IRIX 70 wall plate
for X-MIND® unity installation

W0800100

Spare parts

Extensor 0.40m X-MIND® unity top mounting

W0800009

Extensor 0.80m X-MIND® unity top mounting

W0800010

Extensor 1.10m X-MIND® unity top mounting

W0800011

Extensor 0.40m X-MIND® unity bottom mounting

W0800012

Extensor 0.80m X-MIND® unity bottom mounting

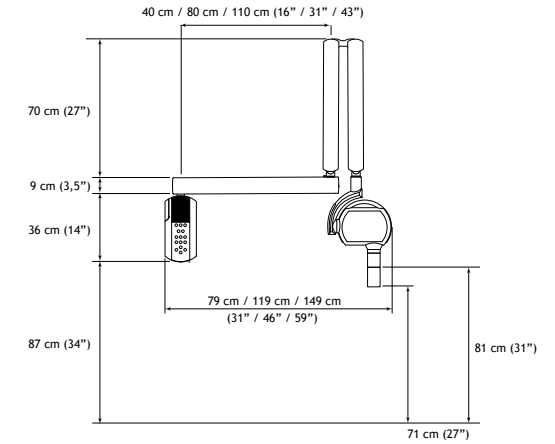
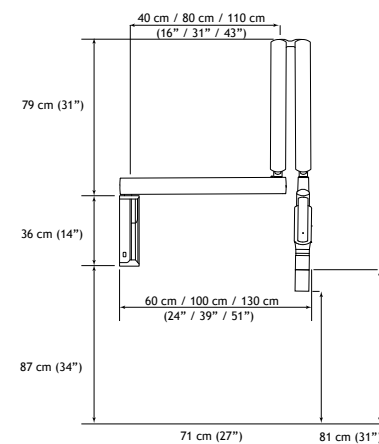
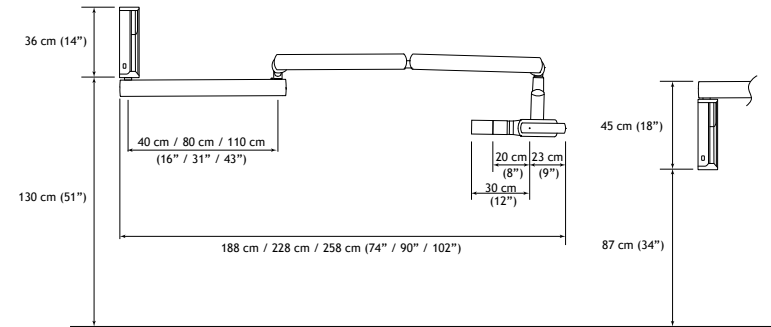
W0800013

Extensor 1.10m X-MIND® unity bottom mounting

W0800014

Extensor pantograph X-MIND® unity

W0800105



x-mind dc



- ✔ Long lasting high performance
- ✔ Easy-to-use
- ✔ Flexible installation alternatives for more practice
- ✔ Different cones to improve your experience in all your clinical needs

Delivered with a generator 70KV, a pantograph, an extensor and a timer.



X-MIND® DC - Mobile



Mobile support - Long cone **5.92.23133**

Mobile support - Square cone **5.92.23163**

X-MIND® DC - Top mounting

Long cone - extensor 0.40m (max. distance 143cm) **5.92.23137**

Long cone - extensor 0.80m (max. distance 184cm) **5.92.23138**

Long cone - extensor 1.10m (max. distance 212cm) **5.92.23139**

Square cone - extensor 0.40m (max. distance 143cm) **5.92.23167**

Square cone - extensor 0.80m (max. distance 184cm) **5.92.23168**

Square cone - extensor 1.10m (max. distance 212cm) **5.92.23169**

X-MIND® DC - Bottom mounting

Long cone - extensor 0.40m (max. distance 143cm) **5.92.23130**

Long cone - extensor 0.80m (max. distance 184cm) **5.92.23131**

Long cone - extensor 1.10m (max. distance 212cm) **5.92.23132**

Square cone - extensor 0.40m (max. distance 143cm) **5.92.23160**

Square cone - extensor 0.80m (max. distance 184cm) **5.92.23161**

Square cone - extensor 1.10m (max. distance 212cm) **5.92.23162**

X-MIND® DC - Unit

Long cone - mounting extensor 0.40m **5.92.23135**

X-MIND® DC - Ceiling

Long cone - ceiling mounting extensor 0.40m **5.92.23136**

(standard Faro column Ø60cm) Ceiling fasteners not included

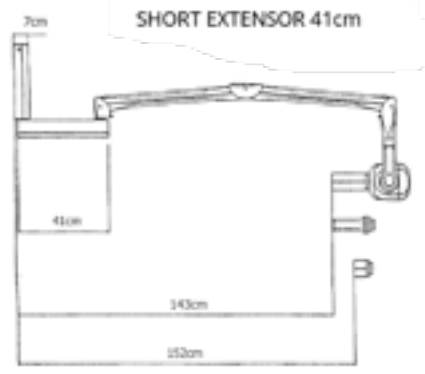
Spare parts

	X-MIND® AC tubehead	5.21.23130
	X-MIND® DC tubehead	5.31.23130
	X-MIND® AC timer	5.25.23130
	X-MIND® DC timer	5.35.23130
	Short cone (20cm SSD)	29701195
	Long cone (31cm SSD)	29701197
	Square cone (31cm SSD)	29701199.C
	IRIX 70 wall plate for X-MIND® AC or DC installation	22002350

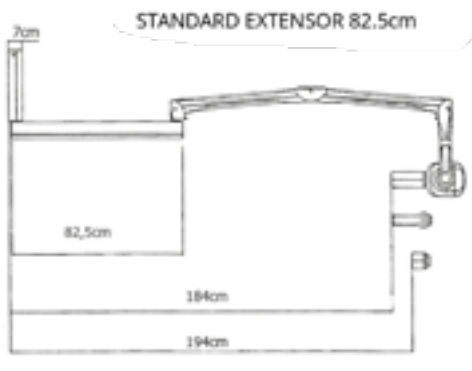
Spare parts

	X-MIND® AC pantograph	29700813.C
	X-MIND® DC pantograph	29701006.C
	X-MIND® AC/DC 0.40m extensor bottom mounting	29700380.C
	X-MIND® AC/DC 0.80m extensor bottom mounting	29700378.C
	X-MIND® AC/DC 1.10m extensor bottom mounting	29700379.C
	X-MIND® AC/DC 0.80m extensor with pantograph and wall plate	5.30.00131
	X-MIND® AC/DC 1.10m extensor with pantograph and wall plate	5.30.00132
	X-MIND® AC/DC 0.40m extensor top mounting	29700620.C
	X-MIND® AC/DC 0.80m extensor top mounting	29700621.C
	X-MIND® AC/DC 1.10m extensor top mounting	29700622.C
	X-MIND® AC/DC 0.40m extensor column unit	29700381.C
	X-MIND® AC/DC 0.40m extensor ceiling mounting	29700382.C
	X-MIND® AC/DC wall plate bottom mounting	29700384.C
	X-MIND® AC/DC wall plate top mounting	29700385.C

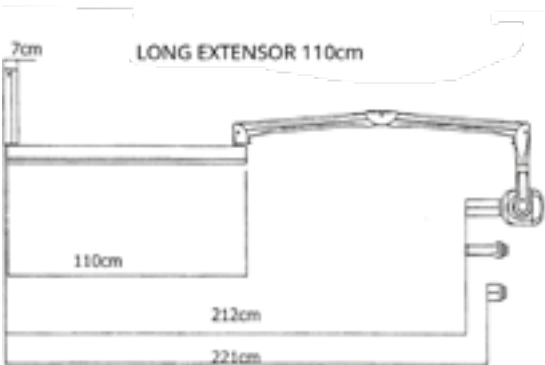
Mounting



BRACKET 0.41m



BRACKET 0.825m




BRACKET 1.10m





pspix2

- A striking contrast for an accurate diagnosis
- The most compact PSP scanner on the market
- Touchscreen for intuitive indications
- Elegant design fits within your dental office
- Various sizes for more adaptability



PSPIX®2 - Digital imaging plate system

S_702_0013

with 4 imaging plates (2x size 1, 2x size 2), 200 bags & covers for imaging plate (100x size 1, 100x size 2), an imaging plate storage box, 1 stylus for touchscreen, 10 samples of Soprowipes, 1 power supply 100-240 VAC, 1 Ethernet cable, SOPRO Imaging software and its licence.

Class I medical device - CE - Manufacturer: Sopro ACTEON® Group - France

	WINDOWS® MINIMUM CONFIGURATION REQUIRED	MAC® MINIMUM CONFIGURATION REQUIRED
Processor	Intel i5 4 cores - 8 threads	Intel i5 4 cores - 8 threads
Hard disk	300 GB	300 GB
RAM	4 GB	4 GB
Graphic card	Compatible OPEN GL 2.1 (suggested an NVIDIA GT/GTX) or alternatively DriectX 9 or 11 Graphic device	Compatible OPEN GL 2.1
Screen resolution	1280 x 1024	1680 x 1050
Network card	100 Mb	100 Mb
Operation system	Windows 10 PRO 64 bits	macOS Catalina (10.15)

Accessories

Standard imaging plate

	PSPIX®2		PSPIX® 1 st generation	
		Set of 2		Set of 6
Size 0 (22 x 35mm)		990215		S_700178
Size 1 (24 x 40mm)		990216		S_700179
Size 2 (31 x 41mm)		990217		S_700180
Size 3 (27 x 54mm)		990218		S_700181

PSPIX®2 imaging plate - Class IIa Medical devices (GMED) - CE0459 - Manufacturer: Sopro ACTEON® Group - France
 PSPIX® imaging plate - Class IIa Medical devices (Eurofins) - CE0537 - Manufacturer: Soredex - Distributor: Sopro ACTEON® Group





IDOT™ imaging plate

Numbered plate for better identification. Only for PSPIX® 1st generation

	PSPIX® 1 st generation	
		Set of 6
Size 0 (22 x 35mm)		S_700182
Size 1 (24 x 40mm)		S_700183
Size 2 (31 x 41mm)		S_700184
Size 3 (27 x 54mm)		S_700185









Accessories

Protective bag for imaging plate

	PSPIX®2 & PSPIX® 1 st generation	
	Set of 250	
Size 0		700342L
Size 1		700343L
Size 2		700344L
Size 3		700345L

Bag & cover for imaging plate


with integrated cardboard envelop

	PSPIX®2		PSPIX® 1 st generation	
	Set of 300		Set of 250	
Size 0		700546		700338L
Size 1		700547		700339L
Size 2		700548		700340L
Size 3		700549		700341L

Accessories

	Bag & cover for imaging plate start up kit (set of 100 pieces of size 1 and 100 pieces of size 2)	700550
	Imaging plate storage box (without imaging plates)	990219
	Stylus for PSPIX®2 touchscreen	005132
	Cleaning plate for PSPIX®2	990243
	Unit Cover for PSPIX®2	990247
	Autoclavable removable parts for PSPIX®2 with 1 removable autoclavable receptacle and 1 autoclavable insertion guide for imaging plates	990241
	Size 4 kit for PSPIX®2 with 1 positioning holder (size 4), 3 imaging plates (size 3) and 100 Hygiene Bag (size 4)	990252
	Plastic holder size 4	990251
	Imaging plates size 3 (Set of 3)	990248
	Protective bag size 4 (Set of 100)	700644

Accessories



Starter kit of standard imaging plate⁽¹⁾
with 10 standard imaging plate of four different sizes (2x size 0, 2x size 1, 5x size 2 et 1x size 3) for PSPIX®

S_700200



Starter kit of accessories⁽²⁾
with 100 Hygiene Bag and 100 Protective Cover of each size for PSPIX®

S_700201




Imaging plate storage box
(without imaging plates) for PSPIX®

S_700482



«Medical device» power supply
for PSPIX®

703004



Positioning set for PSPIX®2 & PSPIX® imaging plate
with five positioning holders with ring for bitewing and one centring devices

S_700195



Positioning set for PSPIX®2 & PSPIX® imaging plate⁽³⁾
with two positioning holders with ring for anterior teeth, two positioning holders with ring for posterior teeth and two centring devices

S_700196



ACTEON® Imaging Suite⁽⁴⁾ (AIS)
USB stick

990263

(1) - PSPIX Imagine plate: Class IIa medical devices (Eurofins) - CE 0537 - Manufacturer: Soredex - Distributor: Sopro ACTEON® Group - France

(2) - Class I medical devices - CE - Manufacturer: Sopro ACTEON® Group - France

(3) - Class I medical device - CE - Manufacturer: KerrHawe SA - Distributor: Sopro ACTEON® Group - France

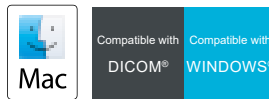
(4) - Class IIb Medical device (IMQ) - CE0051 - Manufacturer: de Gotzen ACTEON® Group - Italy



u.scan



- Automatic phosphor plate recognition
- Reliable diagnosis with the resolution 17 lp/mm
- 4 different sizes for a wide range of use
- Multi-users solution for improved work
- Light and compact for an easy integration in the office
- Fast display time of 11s (size 0)



U-SCAN USB* **W1400001**

U-SCAN ETHERNET* **W1400002**

with 4 imaging plates (2x size 0, 2x size 2), 100 bags for imaging plate (50x size 0, 50x size 2), 20 covers for imaging plate (10x size 0, 10x size 2), 1 power supply 100-240 VAC, 1 Schuko plug, 1 UK plug, 1 USB flash drive with software and user guides.

Class IIa medical device - CE - Manufacturer: de Götzen ACTEON® Group - Italy

*please address to your ACTEON® contact the to check the availability of this product in your country

	WINDOWS® MINIMUM CONFIGURATION REQUIRED	MAC® MINIMUM CONFIGURATION REQUIRED
Processor	Intel i5 4 cores - 8 threads	Intel i5 4 cores - 8 threads
Hard disk	300 GB	300 GB
RAM	4 GB	4 GB
Graphic card	Compatible OPEN GL 2.1 (suggested an NVIDIA GT/GTX) or alternatively DriectX 9 or 11 Graphic device	Compatible OPEN GL 2.1
Screen resolution	1280 x 1024	1680 x 1050
Network card	100 Mb	100 Mb
Operation system	Windows 10 PRO 64 bits	macOS Catalina (10.15)

Spare parts



U-SCAN refill kit Size 0 **W1400100**
with 4 plates size 0, 20 paper protections size 0 (in 2x10 units bags)

U-SCAN refill kit Size 1 **W1400101**
with 4 plates size 1, 20 paper protections size 1 (in 2x10 units bags)

U-SCAN refill kit Size 2 **W1400102**
with 4 plates size 2, 20 paper protections size 2 (in 2x10 units bags)

U-SCAN refill kit Size 3 **W1400103**
with 4 plates size 3, 20 paper protections size 3 (in 2x10 units bags)

Scan power supply scanner (No plug cable) **W1400110**

Scan paper covers Size 0 (Pack of 100) **W1400114**

Scan paper covers Size 1 (Pack of 100) **W1400115**

Scan paper covers Size 2 (Pack of 100) **W1400116**

Scan paper covers Size 3 (Pack of 100) **W1400117**



ACTEON® Imaging Suite⁽¹⁾ (AIS) **990263**
USB stick

(1) - Class IIb Medical device (IMQ) - CE0051 - Manufacturer: de Gotzen ACTEON® Group - Italy

SMART SENSOR FOR EFFORTLESS PERFORMANCE

sopix
plug-in

sopix 2
plug-in



SMART FLOW

Our mobile sensors adapt to all clinical cases, all morphologies and all software, to provide you and your patients greater comfort.



1

Ready to use

2

Ready to scan

3

Scan simply & quickly

4

Intuitive image manipulation

5

Simple treatment planning

6

Simplify communication & acceptance of treatment



SMART DOSE

The ACE® technology protects both the image and your patient from unnecessary exposure.

AN EFFICIENT PROTECTION WITH A MINIMAL EXPOSURE TIME

The Automatic Control Exposure® technology analyses in real-time the amount of X-rays accumulated by the sensor.

Once the sensors receive the required radiation dose, it order to the X-mind® unity to limit the emission of X-rays. You take an optimal quality x-ray from the first time avoiding overexposure risk to both the image and the patient.

Thus, even with a too high set-up of your generator, the patient receives the minimum dose required to provide a high-quality image.




SMART TECHNOLOGY

Our latest generation of digital sensors provide a sharp X-ray image for an easy reading of the different dental tissues.

EXPERIENCE THE LATEST GENERATION OF DIGITAL SENSORS

The FIBER2PIXEL® technology is based on the use of wide spectrum optical microfibers, guaranteeing the clarity and the contrast of the images.

sopix plug-in



SOPIX® PLUG-IN size 1 with SOPIX® Plug-in dock

S_K60_1000

SOPIX® PLUG-IN size 2 with SOPIX® Plug-in dock


S_K60_1001

CMOS sensor with optic fiber of 1.5 million of pixels (size 1) or 2.21 millions of pixels (size 2), theoretical resolution of 25pl/mm, actual resolution > 18pl/mm, 0.70m cable. Includes ACE technology (Automatic Control Exposure).

with a sensor holder, 10 sensor sheaths, the ACTEON® Imaging Suite (AIS) software.

The sensor can be used with Sopix® Plug-in dock.

sopix² plug-in



SOPIX®² PLUG-IN size 1 with SOPIX® Plug-in dock

S_K60_1002

SOPIX®² PLUG-IN size 2 with SOPIX® Plug-in dock

S_K60_1003

CMOS sensor with optic fiber of 1.5 million of pixels (size 1) or 2.21 millions of pixels (size 2), theoretical resolution of 25pl/mm, actual resolution > 12pl/mm, 0.70m cable. Includes ACE technology (Automatic Control Exposure).


with a sensor holder, 10 sensor sheaths, the ACTEON® Imaging Suite (AIS) software.

The sensor can be used with Sopix® Plug-in dock.

sopix sopix 2



- Striking contrast thanks to FIBER2PIXEL® technology
- High Quality images
- No more overexposed images with ACE technology
- Rounded edges and corners for better comfort



SOPIX®2



SOPIX®2 USB2 Sensor size 1
high definition **S_802_0008**

SOPIX®2 USB2 Sensor size 2
high definition **S_802_0009**

CMOS sensor with optic fiber of 1.5 million of pixels (size 1) or 2.21 millions of pixels (size 2), theoretical resolution of 25pl/mm, actual resolution > 18pl/mm, 3.70m cable. Includes ACE technology (Automatic Control Exposure).

with a sensor holder, 10 sensor sheaths, the ACTEON® Imaging Suite (AIS) software.

SOPIX®



SOPIX® USB2 Sensor size 1
standard definition **S_802_3008**

SOPIX® USB2 Sensor size 2
standard definition **S_802_3009**

CMOS sensor with optic fiber of 1.5 million of pixels (size 1) or 2.21 millions of pixels (size 2), theoretical resolution of 25pl/mm, actual resolution > 12pl/mm, 3.70m cable. Includes ACE technology (Automatic Control Exposure).

with a sensor holder, 10 sensor sheaths, the ACTEON® Imaging Suite (AIS) software.

Accessories



Positioning set for SOPIX®2/SOPIX® series sensors
with five positioning holders with ring (bitewing, anterior, posterior, endo anterior, endo posterior) **700042**



SOPIX®2/ SOPIX® sensor holder
size 1 or Size 2 **926039**



Sheaths for SOPIX®2/ SOPIX®
(500 pieces in a single pasteboard)
for size 1 SOPIX®2 series sensors **403026**
for size 2 SOPIX®2 series sensors **403027**



USB2.0 active repeater cable (Booster)
length: 5m **700381**



ACTEON® Imaging Suite⁽¹⁾ (AIS)
USB stick **990263**

(1) - Class IIb Medical device (IMQ) - CE0051 - Manufacturer: de Gotzen ACTEON® Group - Italy

	WINDOWS® MINIMUM CONFIGURATION REQUIRED	MAC® MINIMUM CONFIGURATION REQUIRED
Processor	Intel i5 4 cores - 8 threads	Intel i5 4 cores - 8 threads
Hard disk	300 GB	300 GB
RAM	4 GB	4 GB
Graphic card	Compatible OPEN GL 2.1 (suggested an NVIDIA GT/GTX) or alternatively DriectX 9 or 11 Graphic device	Compatible OPEN GL 2.1
Screen resolution	1280 x 1024	1680 x 1050
Network card	100 Mb	100 Mb
Operation system	Windows 10 PRO 64 bits	macOS Catalina (10.15)

u.sense HD

u.sense



- Striking contrast for better tissue differentiations
- High resolution images 25lp/mm
- 3 seconds acquisition time
- Direct connection to the computer
- 2 sizes to meet any application needs

U-SENSE HD



U-SENSE HD Size 1*

W1300003

U-SENSE HD Size 2*

W1300004

CMOS sensor with optic fiber of 1.5 million of pixels (size 1) or 2.21 millions of pixels (size 2), theoretical resolution of 25lp/mm, actual resolution > 18lp/mm, 3.0 m USB cable.

with a sensor holder, 20 sensor sheaths, the ACTEON® Imaging Suite (AIS) software.

U-SENSE



U-SENSE Size 1*

W1300001

U-SENSE Size 2*

W1300002

CMOS sensor with optic fiber of 1.5 million of pixels (size 1) or 2.21 millions of pixels (size 2), theoretical resolution of 25lp/mm, actual resolution > 14lp/mm, 3.0 m USB cable.

with a sensor holder, 20 sensor sheaths, the ACTEON® Imaging Suite (AIS) software.

*please address to your ACTEON® contact the to check the availability of this product in your country

Accessories

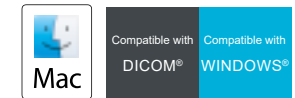
ACTEON® Imaging Suite (AIS) software



ACTEON® Imaging Suite (AIS)
USB stick

990263

Class IIb Medical device (IMQ) - CE0051 - Manufacturer: de Gotzen ACTEON® Group - Italy



	WINDOWS® MINIMUM CONFIGURATION REQUIRED	MAC® MINIMUM CONFIGURATION REQUIRED
Processor	Intel i5 4 cores - 8 threads	Intel i5 4 cores - 8 threads
Hard disk	300 GB	300 GB
RAM	4 GB	4 GB
Graphic card	Compatible OPEN GL 2.1 (suggested an NVIDIA GT/GTX) or alternatively DriectX 9 or 11 Graphic device	Compatible OPEN GL 2.1
Screen resolution	1280 x 1024	1680 x 1050
Network card	100 Mb	100 Mb
Operation system	Windows 10 PRO 64 bits	macOS Catalina (10.15)

COLOR IMAGERY

.....

ACTEON® imaging



YOUR VIEW. WHERE OTHERS CAN ONLY IMAGINE

C50

- Full HD
- Vision mode
- Auto focus
- Macro vision
- 5 cameras shots* available in ONE camera



Improved patient follow-up

- More information about your patients: age, illnesses, diet, oral hygiene, etc.
- Lasting trust between you and your patients.


C50 with diag aid

S_C50_0001

C50 without diag aid

S_C50_0002

Class I medical device - CE - Manufacturer: Sopro ACTEON® Group - France



ALL YOU NEED TO SEE AT YOUR FINGERTIPS

Unprecedented vision with Daylight mode

- Improved interpretation of tooth shades with rendering of natural colors.
- A powerful support for controlling pathologies, post-treatment and facilitate the follow up process.

Exclusive macrovision performance

- Extreme visibility for ultra-precise diagnosis.

But also...

- Crystal clear vision with greater depth of field.
- A single camera for all shots: macro, intraoral, tooth, smile and portrait.


Macro



Intra-oral



Portrait



Tooth



Smile



	WINDOWS® MINIMUM CONFIGURATION REQUIRED	MAC® MINIMUM CONFIGURATION REQUIRED
Processor	Intel i5 4 cores - 8 threads	Intel i5 4 cores - 8 threads
Hard disk	300 GB	300 GB
RAM	4 GB	4 GB
Graphic card	Compatible OPEN GL 2.1 (suggested an NVIDIA GT/GTX) or alternatively DriectX 9 or 11 Graphic device	Compatible OPEN GL 2.1
Screen resolution	1280 x 1024	1680 x 1050
Network card	100 Mb	100 Mb
Operation system	Windows 10 PRO 64 bits	macOS Catalina (10.15)

soprocare

With the push of a button, SOPROCARE® instantly and easily highlights

- Caries
- Plaque
- Calculus
- Gingival inflammation



PERIO Mode

SELECTIVE CHROMATIC AMPLIFICATION

3 needs, 3 modes

- PERIO mode: highlight plaque, calculus, and gingival inflammation.
- CARIO mode: caries are detected as red, surrounding tissue is displayed in black and white.
- DAYLIGHT mode: communicate more effectively with your patient and see details that are not visible with the naked eye.



CARIO Mode



DAYLIGHT Mode

SOPROCARE® is an unparalleled communication tool in the dental practice!



SOPROCARE® handpiece

S_950_0008

with four SOPROTIPS, a handpiece holder, ACTEON® Imaging Suite (AIS) software and its licence. Needs to be used with a docking station.

Class I medical device - CE - Manufacturer: Sopro ACTEON® Group - France

Accessories



**SOPROCARE®
+
Mini Dock USB2**

**S_950_0008
+
S_717_1602**



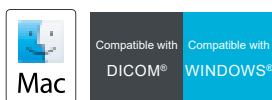
**SOPROCARE®
+
Mini Dock U USB2⁽¹⁾**

**S_950_0008
+
MINI DOCK
U_USB2**

(1) Mini Dock U USB2 : Built-in docking station with USB2 output.

Class I medical devices - CE - Manufacturer: Sopro ACTEON® Group - France

	WINDOWS® MINIMUM CONFIGURATION REQUIRED	MAC® MINIMUM CONFIGURATION REQUIRED
Processor	Intel i5 4 cores - 8 threads	Intel i5 4 cores - 8 threads
Hard disk	300 GB	300 GB
RAM	4 GB	4 GB
Graphic card	Compatible OPEN GL 2.1 (suggested an NVIDIA GT/GTX) or alternatively DriectX 9 or 11 Graphic device	Compatible OPEN GL 2.1
Screen resolution	1280 x 1024	1680 x 1050
Network card	100 Mb	100 Mb
Operation system	Windows 10 PRO 64 bits	macOS Catalina (10.15)




sopro617

- Easy to use
- Patient communication
- Great asset for case acceptance

INTRAORAL



USE AN IMAGE, THE KEY TO EDUCATION AND CASE ACCEPTANCE

- Rounded shape and thin distal part for maximum accessibility and unrivalled patient comfort
- 105° angle of view for better exploration of distal areas
- Fixed focus with large depth of field, providing high-quality images
- Ease of use: point and shoot
- Freeze the image with a simple slide over the SOPRO® Touch 

ONE TOOTH



SOPRO® 617 handpiece

S_617_0031

with a SOPRO® 617 handpiece holder, ACTEON® Imaging Suite (AIS) software and its licence.
Needs to be used with a docking station

Class I medical device - CE - Manufacturer: Sopro ACTEON® Group - France

Accessories



SOPRO® 617
+
Mini Dock USB2

S_617_0031
+
S_717_1602

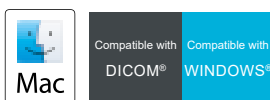


SOPRO® 617
+
Mini Dock U USB2⁽¹⁾

S_617_0031
+
MINI DOCK
U_USB2

(1) Mini Dock U USB2 : Built-in docking station with USB2 output.
Class I medical devices - CE - Manufacturer: Sopro ACTEON® Group - France

	WINDOWS® MINIMUM CONFIGURATION REQUIRED	MAC® MINIMUM CONFIGURATION REQUIRED
Processor	Intel i5 4 cores - 8 threads	Intel i5 4 cores - 8 threads
Hard disk	300 GB	300 GB
RAM	4 GB	4 GB
Graphic card	Compatible OPEN GL 2.1 (suggested an NVIDIA GT/GTX) or alternatively DriectX 9 or 11 Graphic device	Compatible OPEN GL 2.1
Screen resolution	1280 x 1024	1680 x 1050
Network card	100 Mb	100 Mb
Operation system	Windows 10 PRO 64 bits	macOS Catalina (10.15)



Docking stations



Mini Dock USB2
docking station USB2.0 Including one 2.5 meters linking cable and one 0.8 meter repeater cable

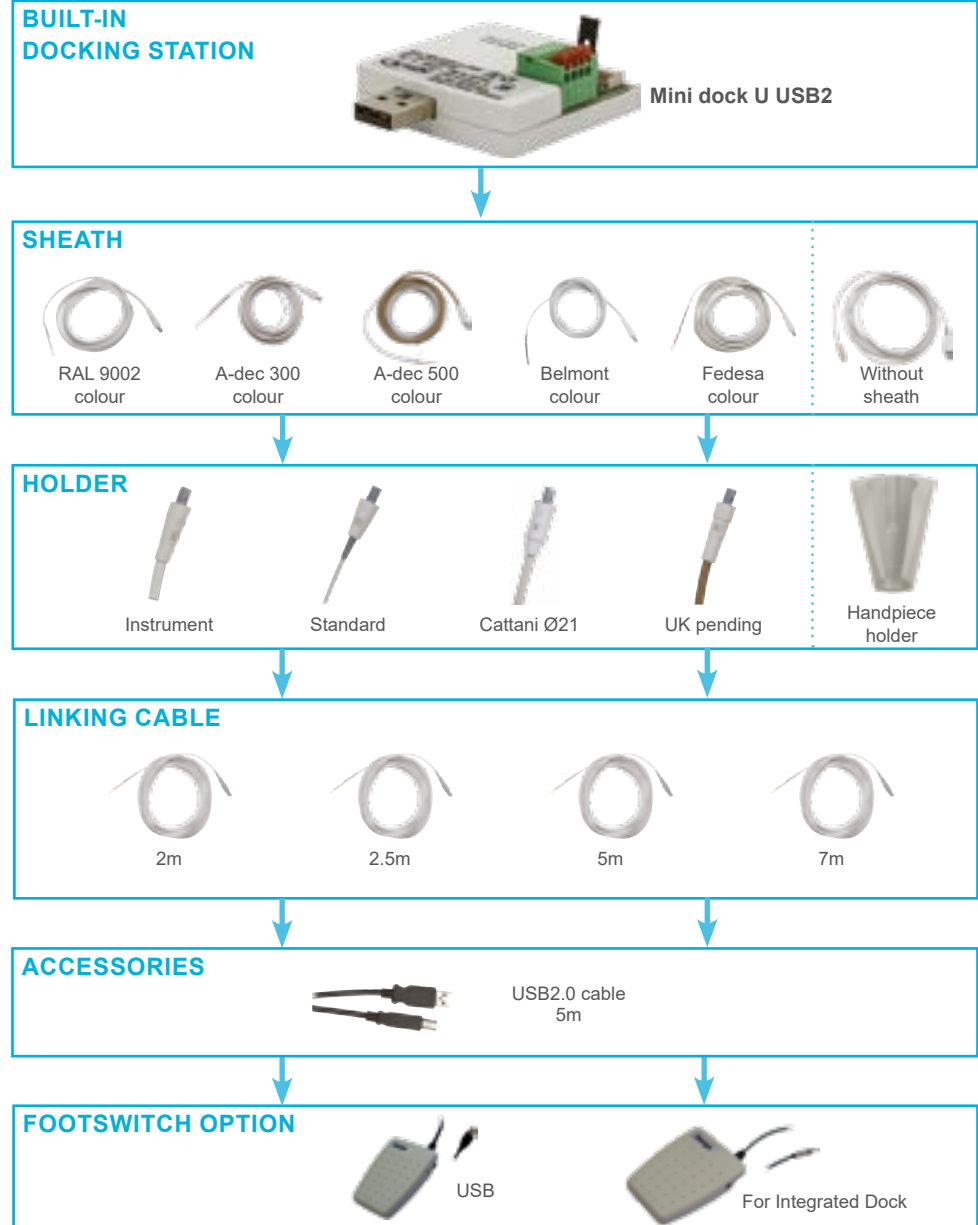

S_717_1602



Mini Dock U USB2
built-in docking station with USB2 output
Please select the accessories for this module on next page

MINI DOCK U_USB2

Class I medical devices - CE - Manufacturer: Sopro ACTEON® Group - France



Accessories

ACTEON® Imaging Suite (AIS) software



ACTEON® Imaging Suite⁽²⁾ (AIS)
USB stick

990263

Class IIb Medical device (IMQ) - CE0051 - Manufacturer: de Gotzen ACTEON® Group - Italy



Footswitch for image memory

009002



USB2 footswitch for image memory

009009



**Sheaths for SOPROLIFE®,
SOPROCARE® or SOPRO® 717 First**
500 pieces in a single pasteboard

403017

Sheaths for SOPRO® 617
500 pieces in a single pasteboard

403023

Sheaths for SOPRO® 595
500 pieces in a single pasteboard

403001



**Handpiece holder for SOPROLIFE®,
SOPROCARE®, Sopro® 717 First,
SOPRO® 617 and SOPRO® 595**
only for unsheathed linking cables

926063



**SOPROTIPS for SOPROLIFE® and
SOPROCARE®**
protection tip against light
sterilization by autoclave (set of 4 pieces)

990135

Cables



Linking cable 2.5m
with connector on both sides
SOPROLIFE®/Sopro® 717/Sopro® 617

922050

Linking cable 5m
with connector on both sides
SOPROLIFE®/Sopro® 717/Sopro® 617

922051

Linking cable 7m
with connector on both sides
SOPROLIFE®/Sopro® 717/Sopro® 617

922120



Video cable
with RCA/RCA connector
length: 1.5m

002003



Video cable
with YC/YC connector
length: 1.5m

002004



S-video cable
with YC/YC connector
length: 5m

002004



USB2.0 cable
A/B type.
length: 2m

002081

USB2.0 cable
A/B type.
length: 5m

002091

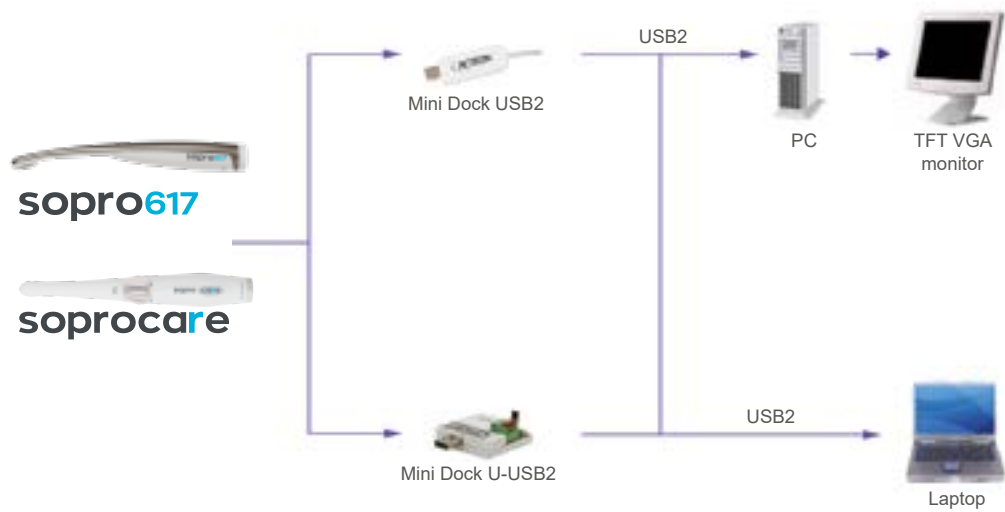

Mini USB2.0 cable
only for Dock U-USB2
length: 5m

002148

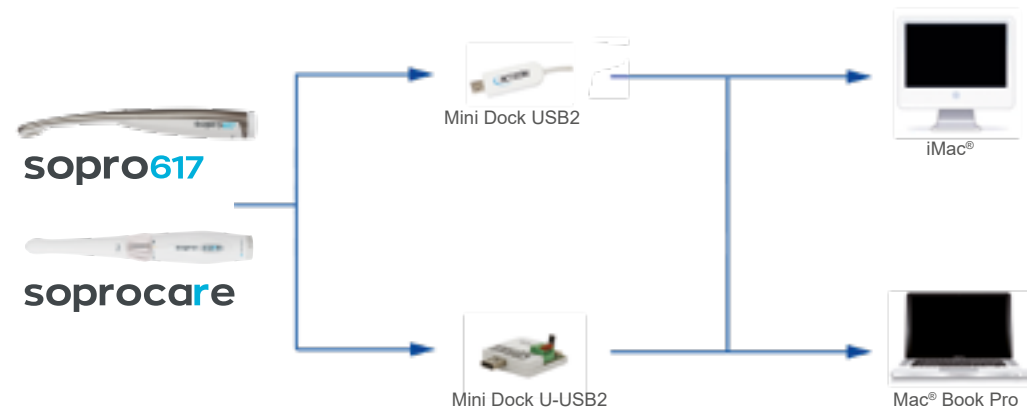
USB2.0 active repeater cable (Booster)
length: 5m

700381

Windows connection



Mac connection



ACTEON® EQUIPMENT

ACTEON® imaging

SURGERY

.....

ACTEON® imaging



Warning

Some accessories adapted to **PIEZOTOME® 2**, **PIEZOTOME® Solo**, **PIEZOTOME® Cube** and **IMPLANTCENTER™ 2** are not compatible with the first generation **PIEZOTOME®** and **IMPLANTCENTER™**, and vice-versa

- References compatible with 1st generation devices are indicated by a blue square : ■
- References compatible with 2nd and 3rd generation devices are indicated by a grey square : ■

3RD GENERATION

piezotome
cube



2ND GENERATION



piezotome 2

PIEZOTOME
SOLO


implant center 2

1ST GENERATION



PIEZOTOME
Piezo • Ultrasonic • Surgery • Unit

IMPLANTCENTER
Piezo • Ultrasonic • Surgery & Implantology Unit



POWERFULLY RESPONSIVE, MINIMALLY INVASIVE

piezotome
cube



- Socket preservation⁽¹⁾
- Safe for soft tissues
- Recommended for immediate implant placement
- No force needed
- 50% less pain & swelling⁽²⁾
- 98% less analgesics intake⁽³⁾

Piezotome® Cube⁽¹⁾ with Essential II kit

F50100 ■

with a multifunction footswitch, a CUBE LED handpiece, 1 handpiece holder, an Essential II kit (BS1S II, BS4 II, SL1 II, SL2 II, SL3 II and LC2 II), a Piezotome® autoclave dynamometric wrench, 1 bracket, 2 sterilizable irrigation lines⁽²⁾, 5 clips and 15 perforators.

(1) Kleiber J. Immediate extraction placement and loading in the aesthetic zone. Implant Dentistry Today. 2013 Jan;7:13

(2) Shanghai Kou Qiang Yi Xue. Comparative study of complications among routine method, high speed turbine handpiece and piezosurgery device after extraction of impacted wisdom teeth. Shanghai Journal of Stomatology. 2012 Apr;21(2):208-10.

(3) Troedhan A, Kurrek A, Wainwright M. Ultrasonic Piezotome surgery: it is a benefit for our patients and does it extend surgery time? A retrospective comparative study on the removal of 100 impacted mandibular 3rd molars. Open Journal of Stomatology. 2011;1:179-184

Accessories



CUBE LED handpiece
Compatible with 2nd generation piezo tips

F12816 ■



Multifunction footswitch

F50109



Handpiece holder

F50133



**Piezotome® autoclavable
dynamometric wrench**

F50150



Irrigation line clips x10

F50116



Bracket for Piezotome® Cube

F50129



Light ring
CUBE LED handpiece

F12828



Piezotome® Cube
& Tips catalog



Around Piezotome® Cube video

(1) Intraoral surgery ultrasonic control console

Class IIa medical devices (GMED) - CE 0459 - Manufacturer: SATELEC® ACTEON® Group - France

(2) Irrigation set - Class Is medical device (GMED) - CE 0459 - Manufacturer: SATELEC® ACTEON® Group - France

implant center 2



Functions

- I-Surge™: Rotative Surgery Motor
- Piezotome®: Piezo electric surgery
- Newtron®: Conventional ultrasound treatment (Scaling, perio, endo, apical surgery,...)

ImplantCenter™ 2⁽¹⁾

F27200 ■

with a LED motor, a LED motor cord, a progressive footswitch, 2 brackets, 2 handpiece holders, 2 autoclavable irrigation lines⁽²⁾ and 30 perforators.

This reference does not include the Piezotome® 2 handpiece and tips.

(1) Ultrasonic control console for conventional dentistry and intraoral dentistry and motor control console for dental implantology
Class IIa medical devices (GMED) - CE 0459 - Manufacturer: SATELEC® ACTEON® Group - France

(2) Irrigation set - Class Is medical device (GMED) - CE 0459 - Manufacturer: SATELEC® ACTEON® Group - France

This system is designed exclusively for dental surgery and implant procedures performed at a dental practice. The use of the device in a hospital or clinic operating theatre constitutes a use that is excluded from the device's regulatory framework. ACTEON® offers a medical range suitable for use in the operating room. Do not hesitate to consult us for more information.

Accessories

	ImplantCenter™ progressive footswitch	F27120 ■
	ImplantCenter™ 2 progressive footswitch	F27170 ■
	Support for motor or handpiece	F02463 ■ ■
	Bracket	E27113 ■ ■
	I-Surge™ LED light micro-motor ⁽¹⁾	F27210 ■
	Disconnectable I-Surge™ LED micro-motor cord	F27211 ■
	20:1 Bien-Air* LED contra-angle ⁽²⁾ green ring	F36132 ■
	I-Surge™ micro-motor ⁽¹⁾	F27123 ■ ■
	Disconnectable I-Surge™ micro-motor cord	F27124 ■ ■
	Disconnectable I-Surge™ micro-motor cord + micro-motor	F34450 ■ ■
	Mont Blanc 20:1 Anthogyr* contra-angle ⁽³⁾ green ring (non LED)	F36140 ■ ■
	Atomizer dropper for Mont Blanc 20:1 Anthogyr* contra-angle	F36141 ■ ■

* Bien-Air and Anthogyr are registered trademarks

(1) Class IIa medical devices (GMED) - CE 0459 - Manufacturer: SATELEC® ACTEON® Group - France

(2) Class IIa medical device - CE 0120 - Manufacturer: Bien Air - Distributor: SATELEC® ACTEON® Group - France

(3) Class IIa medical device (GMED) - CE 0459 - Manufacturer: Anthogyr - Distributor: SATELEC® ACTEON® Group - France

Accessories

The handpieces are equipped with keyway systems to prevent a Piezotome® tip (Bone Surgery, Sinus Lift, Extraction, etc.) from being screwed onto a Newtron® handpiece or a classic tip (scaling, periodontics, endodontics, etc.) from being screwed onto a Piezotome® handpiece.

	Piezotome® handpiece⁽¹⁾ + cord	F57321 ■
	Piezotome® LED handpiece⁽¹⁾ + cord	F12815 ■
	Piezotome® Solo handpiece⁽¹⁾ + cord	F12815 ■
	Newtron® handpiece⁽²⁾	F12281 ■ ■
	Newtron® LED handpiece⁽²⁾	F27210 ■
	Newtron® cord	F57305 ■
	Newtron® cord	F12850 ■
	Newtron® LED cord	F12830 ■
	Light ring	F12821 ■
	Piezotome® autoclavable dynamometric wrench	F50150 ■ ■
	Bracket	E27113 ■ ■

(1) Intraoral surgery ultrasonic handpieces - Class IIa medical device (GMED) - CE 0459 - Manufacturer: SATELEC® ACTEON® Group - France
 (2) Dental ultrasonic handpieces - Class IIa medical device (GMED) - CE 0459 - Manufacturer: SATELEC® ACTEON® Group - France



ImplantCenter™ cart
 dimensions (DxWxH) : 66 x 54 x 79cm
 3 glass trays: 60 x 50cm
 connections for water and electricity

F27125 ■ ■



Piezotome® 2 pack⁽¹⁾ (without tip)
 with an autoclavable Piezotome® 2
 handpiece with cord and a Piezotome®
 wrench

F87523 ■



Sterilization box

F27156 ■ ■



Universal irrigation lines⁽²⁾ Sterile x10
 single-use with integrated cassette and
 flow control system

F57370 ■ ■



Autoclavable irrigation line⁽²⁾ x1
 + 10 sterile perforators⁽³⁾

F57374 ■ ■



Autoclavable irrigation line⁽²⁾ x1

E57374 ■ ■



Disposable sterile perforators⁽³⁾ x10

F57372 ■ ■



Irrigation line clip

E57353 ■ ■



Piezotome® 2 progressive footswitch

F57404 ■



**Piezotome® Solo and
 Piezotome® Solo LED footswitch**

F57404 ■

(1) Class IIa medical device (GMED) - CE 0459 - Manufacturer: SATELEC® ACTEON® Group - France

(2) Irrigation set - Class Is medical device (GMED) - CE 0459 - Manufacturer: SATELEC® ACTEON® Group - France

(3) Class Is medical devices (GMED) - CE 0459 - Manufacturer: SATELEC® ACTEON® Group - France

Bone surgery



Bone Surgery pack

with an autoclavable Piezotome® handpiece with cord, a Bone Surgery II kit and a Piezotome® autoclave dynamometric wrench

F87500 ■



Bone Surgery II kit

with BS1S II, BS2L II, BS2R II, BS4 II, BS5 II, BS6 II tips, an autoclavable metal support, an autoclavable universal wrench

F87509 ■

Bone Surgery II kit support

X88456 ■

Saws



BS2L II - Left-angled

F87502 ■

BS2R II - Right-angled

F87503 ■



BS1S II "Slim" - Depth of cut 9mm

F87525 ■

BS1L II "Long" - Depth of cut 15mm with universal wrench

F87527 ■

BS1L II "Long" - Depth of cut 15mm with universal wrench

F87557 ■

Scrapers



BS4 II


F87504 ■

BS5 II

F87505 ■

BS6 II

F87506 ■



Sinus lift



Sinus Lift pack

with a sterilization box, an autoclavable Piezotome® handpiece with cord, a Sinus Lift II kit and a Piezotome® autoclave dynamometric wrench

F87510 ■



Sinus Lift II kit

with SL1 II, SL2 II, SL3 II, SL4 II, SL5 II tips, an autoclavable metal support, an autoclavable universal wrench

F87519 ■

Sinus Lift II kit support

X88457 ■



SL1 II

F87511 ■

SL2 II

F87512 ■



SL3 II


F87513 ■

SL4 II

F87514 ■

SL5 II

F87515 ■



Intralift



Intralift™ pack

with a sterilization box, an autoclavable Piezotome® handpiece with cord, an Intralift II kit, an autoclavable universal wrench

F87530 ■



Intralift™ II kit

with TKW1 II, TKW2 II, TKW3 II, TKW4 II, TKW5 II tips, an autoclavable metal support, an autoclavable universal wrench

F87536 ■

Intralift™ II kit support

X88458 ■

TKW1 II - Conical tip Ø1.35mm
(pilot drilling)

F87531 ■

TKW2 II - Cylindrical tip Ø2.1mm
(preliminary drilling)

F87532 ■

TKW3 II - Cylindrical tip Ø2.35mm
(preliminary drilling)


F87533 ■

TKW4 II - Cylindrical tip Ø2.8mm
(secondary drilling)

F87534 ■

TKW5 II - Non cutting "trumpet" tip (sinus
membrane elevation)

F87535 ■



Extraction



Extraction pack

with a sterilization box, an autoclavable Piezotome® handpiece with cord, an Extraction II kit and a Piezotome® autoclavable dynamometric wrench

F87540 ■



Extraction II kit

with LC1 II, LC2 II (x2), LC2L II, LC2R II, Ninja® II tips, an autoclavable metal support, an autoclavable universal wrench

F87546 ■

Extraction II kit support

X88459 ■

LC1 II

F87507 ■

LC2 II

F87542 ■

LC2L II

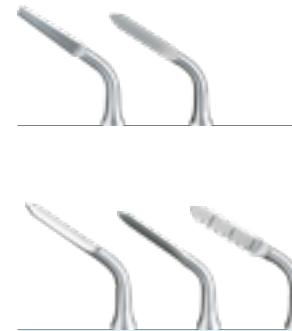
F87543 ■

LC2R II

F87544 ■

Ninja® II

F87545 ■



Crown extension



Crown Extension pack

with a sterilization box, an autoclavable Piezotome® handpiece with cord, a Crown Extension II kit and a Piezotome® autoclavable dynamometric wrench

F87550 ■



Crown Extension II kit

with BS6 II, CE1 II, CE2 II, CE3 II tips, an autoclavable metal support, an autoclavable universal wrench

F87554 ■



CE1 - Diamond-coated spherical tip
Ø1.75mm

F87551 ■



CE2 - Diamond-coated spherical tip
Ø1.20mm

F87552 ■



CE3 - Diamond-coated straight tip on 5mm
(laser mark placed at 3mm: biologic width)

F87553 ■



BS6 II

F87506 ■



Crest splitting



Crest Splitting pack

with a sterilization box, an autoclavable Piezotome® LED handpiece with cord, a Crest Splitting II kit and a Piezotome® autoclavable dynamometric wrench

F87560 ■



Crest Splitting II kit

with CS1 II, CS2 II, CS3 II, CS4 II, CS5 II, CS6 II tips, an autoclavable metal support, an autoclavable universal wrench

F87567 ■

Crest Splitting II kit support

X88464 ■

CS1 II

F87561 ■



CS2 II

F87562 ■

CS3 II

F87563 ■

CS4 II

F87564 ■



CS5 II

F87565 ■

CS6 II

F87566 ■



Piezocision™

Piezocision™ pack

with a sterilization box, an autoclavable Piezotome® LED handpiece with cord, a Piezocision™ II kit and an autoclavable universal wrench

F87570 ■



Piezocision™ II kit

with PZ1 II, PZ2L II, PZ3R II, PZ3 II tips, an autoclavable metal support and an autoclavable universal wrench

F87576 ■

Piezocision™ II kit support

X88472 ■



PZ1 II - Anterior corticotomies

F87571 ■



PZ3 II - Anterior corticotomies for root proximity concerns

F87574 ■

Other packs & kits



Essential pack

with a sterilization box, an autoclavable Piezotome® 2 handpiece with cord and an Essential II Kit and a Piezotome® autoclavable dynamometric wrench

F87529 ■



Essential II kit

with BS1S II, BS4 II, SL1 II, SL2 II, SL3 II, LC2 II tips, an autoclavable metal support, an autoclavable universal wrench

F87528 ■



Universal II kit

with BS6 II, LC1 II, LC2 II, CE1 II, CE3 II, PZ1 II tips, an autoclavable metal support, an autoclavable universal wrench

F87539 ■



Newtron® perio pack

with a sterilization box, an autoclavable Newtron® handpiece, an autoclavable Newtron® cord, a Newtron® Perio kit and a Piezotome® autoclavable dynamometric wrench

F87520 ■

Newtron® pack (without tip)

with a sterilization box, an autoclavable Newtron® LED handpiece, an autoclavable LED cord and a Piezotome® autoclavable dynamometric wrench

F87524 ■



Newtron® Implant Protect Kit

with IP1, IP2L, IP2R, IP3L and IP3R tips, an autoclavable metal support, an autoclavable universal wrench

F02120 ■ ■



Newtron® kit support

X88451 ■ ■

Important

Newtron® kits are compatible with the Newtron® and Newtron® LED handpieces




Accessories

I-Surge™


	I-Surge™ non-autoclavable «Implant» micromotor⁽¹⁾	F28971
	I-Surge™ autoclavable «Implant Ster» micromotor⁽¹⁾	F28970
	Mont Blanc 20:1 Anthogyr* contra-angle⁽⁴⁾ green ring (non LED)	F36140
	Atomizer dropper for Mont Blanc 20:1 Anthogyr* contra-angle	F36141
	Universal irrigation lines⁽²⁾ Sterile x10 single-use with integrated cassette and flow control system	F57370
	Autoclavable irrigation line⁽²⁾ x1 + 10 sterile perforators⁽³⁾	F57374
	Autoclavable irrigation line⁽²⁾ x1	E57374
	Disposable sterile perforators⁽³⁾ x10	F57372
	Irrigation line clip	F57372
	I-Surge™ power supply	F28955
	Bracket	F28967
	Micromotor holder white silicone	F02463

* Anthogyr is registered trademarks

I-Surge™+ & HT-Implant

	I-Surge™+ footswitch	F28966
	HT-Implant footswitch	F28965
	Irrigation line⁽²⁾ x10	F28750

Suni motor

	Suni irrigation line⁽²⁾ kit x5	F34700
	Suni irrigation line⁽²⁾ kit x10	F34702

(1) Class IIa medical device (GMED) - CE 0459 - Manufacturer: SATELEC® ACTEON® Group - France

(2) Irrigation set - Class Is medical device (GMED) - CE 0459 - Manufacturer: SATELEC® ACTEON® Group - France

(3) Class Is medical devices (GMED) - CE 0459 - Manufacturer: SATELEC® ACTEON® Group - France

(4) Class IIa medical device (GMED) - CE 0459 - Manufacturer: Anthogyr - Distributor: SATELEC® ACTEON® Group - France

servotome



High frequency electrosurge or orthodontics, periodontics and other oral surgery

Servotome® II

F57210

with a single footswitch, a box with 10 electrodes, a conductive bracelet.

Intraoral electrosurgery control console - Class IIb medical device (GMED) - CE 0459 - Manufacturer: SATELEC® ACTEON® Group - France

Accessories



Conductive bracelet

F57226



Electrode holder⁽¹⁾

F00476



Electrode holder cord (2m)

F00475



Servotome® II footswitch

F00059



Servotome® Classic footswitch

F00039

(1) Class IIb medical device (GMED) - CE 0459 - Manufacturer: SATELEC® ACTEON® Group - France

Electrodes



10 electrodes kit

F10440

10 electrodes + 1 electrode holder kit

F10472



I 22 S

F10421



I 22 CA

F10422



TR 22L

F10424



TR 22 R

F10425



TR 22 T

F10427



FC 25 B

F10428



FC 32 B

F10429



FC 10 N

F10430



I 40 S

F10431



I 40 CA

F10432

ULTRASONICS

.....

ACTEON® imaging



EVERYDAY, FOR EVERY CLINICAL SITUATION

PRECISION

Precise treatments thanks to the controlled linear vibrations



newtron
p5XS



newtron
p5

PRESERVATION

Tissue preservation with the automatic and continuous frequency adjustment



newtron
booster

COMFORT

Comfort for the patient and practitioner thanks to the real time power adjustment

A large range of tips meeting all the clinical needs

The widest range on the market with **80 different tips**; with exclusive designs, alloys and coatings for clinical versatility.
Exclusive tips in Pure Titanium for implant cleaning.

PERIODONTICS



IMPLANT CARE



ENDODONTICS




SURGICAL ENDODONTICS



PROPHYLAXIS



CONSERVATIVE AND RESTORATIVE DENTISTRY



Newtron® range & Tips catalog



Scaling TipCard
Tip wear guide for scaling tips



Perio TipCard
Tip wear guide for periodontal tips

newtron p5XS



Newtron® P5XS B.LED

F62100

with a non-disconnectable footswitch, a power supply, a Newtron® SLIM B.LED handpiece cord, a Newtron® SLIM B.LED handpiece with a blue ring, a Newtron® SLIM B.LED white LED ring, a F.L.A.G™ for B.LED (5x 1.5ml) dental plaque discloser, an autoclavable universal wrench, 3 tips (N°1, N°1S, N°H3) and a 300ml tank

Dental ultrasonic control console - Class IIa medical device (GMED) - CE 0459 - Manufacturer: SATELEC® ACTEON® Group - France



Important

Handpieces compatible with all ACTEON® Equipment Dental Tips (with color coded ring: Color Coding System™)

newtron p5



Newtron® P5 B.LED

F61101

with a non-disconnectable footswitch, a power supply, a Newtron® SLIM B.LED handpiece cord, a Newtron® SLIM B.LED handpiece with a blue ring, a Newtron® SLIM B.LED white LED ring, a F.L.A.G™ for B.LED (5x 1.5ml) dental plaque discloser, a N°1 tip and an autoclavable universal wrench

Dental ultrasonic control console - Class IIa medical device (GMED) - CE 0459 - Manufacturer: SATELEC® ACTEON® Group - France



Important

Handpieces compatible with all ACTEON® Equipment Dental Tips (with color coded ring: Color Coding System™)

newtron booster



Newtron® Booster

F60203

with a Newtron® non-disconnectable footswitch, a power supply, a Newtron® handpiece cord, a Newtron® handpiece, a N°1 tip and an autoclavable universal wrench

Dental ultrasonic control console - Class IIa medical device (GMED) - CE 0459 - Manufacturer: SATELEC® ACTEON® Group - France



Important

Handpieces compatible with all ACTEON® Equipment Dental Tips (with color coded ring: Color Coding System™)



Tips

scaling



N°1 - Universal *F00246*

N°2 - High power *F00247*

N°3 - Removing stains *F00248*

10P - Supra and sub-gingival < 3mm *F00253*



10X - Interproximal *F00359*

10Z - Subgingival *F00254*

N°1S - Supra and sub-gingival *F00245*

periofine



PFU - Universal *F02170*

PFL - Left-angled *F02171*

PFR - Right-angled *F02172*

Tips

periodontics

Curettes & debridement



H1 - Anterior teeth, diamond-coated *F00366*

H2L - Premolars & molars, left-angled *F00367*

H2R - Premolars & molars, right-angled *F00368*

H3 - Anterior teeth, curette *F00369*



H4L - Premolars & molars, left-angled *F00114*

H4R - Premolars & molars, right-angled *F00115*

implantprotect pure titanium

Peri-implantitis treatment



IP1 - Implant abutments and wide threads *F02121*

IP2L - Medium implant threads, left-angled *F02122*

IP2R - Medium implant threads, right-angled *F02123*



IP3L - Narrow implant threads, left-angled *F02124*

IP3R - Narrow implant threads, right-angled *F02125*

Tips

perio
maintenance BDR

Periodontal maintenance



TK1-1S - Short probe *F01001*

TK1-1L - Long probe *F01004*



TK2-1L - Premolars & molars, left-angled *F02162*

TK2-1R - Premolars & molars, right-angled *F02161*

periosoft

implant maintenance

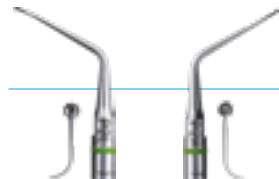


PH1 - Anterior teeth (x4) *F00702*

PH2L - Premolars & molars, left-angled (x4) *F00705*

PH2R - Premolars & molars, right-angled (x4) *F00706*

perio precision



P2L - Narrow pockets debridement, left-angled *F00090*

P2R - Narrow pockets debridement, right-angled *F00091*

Tips

endodontics

Endodontics - Irrigation



K10-21 - Ø 0.1/length 21mm (x4) *F43710*

K10-25 - Ø 0.1/length 25mm (x4) *F43712*



K15-21 - Ø 0.15/length 21mm (x4) *F43715*

K15-25 - Ø 0.15/length 25mm (x4) *F43717*



K25-21 - Ø 0.25/length 21mm (x4) *F43725*

K25-25 - Ø 0.25/length 25mm (x4) *F43727*



K30-21 - Ø 0.30/length 21mm (x4) *F43730*

K30-25 - Ø 0.30/length 25mm (x4) *F43732*


irrisafe

Passive Ultrasonic Irrigation



IRR 20-21 - Ø 0.2/length 21mm (x4) *F43807*

IRR 20-25 - Ø 0.2/length 25mm (x4) *F43808*



IRR 25-21 - Ø 0.25/length 21mm (x4) *F43805*





IRR 25-25 - Ø 0.25/length 25mm (x4) *F43806*

Tips

endosurgery

Apical surgery







	P14D - Universal	F00106
	S12-70D - 70° Universal	F00118
	P15LD - Left-angled	F00107
	P15RD - Right-angled	F00108

endodontics

Retreatment








	ET40 - Length 40mm	F88012
	ET40D - Length 40mm, diamond-coated	F88014
	ET20D - Length 20mm, diamond-coated	F88013
	SO4 - Gutta Percha condenser	F88009

Tips

endosuccess apical surgery







	AS3D - Universal, Length 3mm	F00065
	AS6D - Length 6mm	F00079
	AS9D - Length 9mm	F00067
	ASLD - Length 3mm, left-angled (premolars)	F00080
	ASRD - Length 3mm, right-angled (premolars)	F00081

endosuccess retreatment

Retreatment



	ET18D - Cavity access finishing	F88017
	ETBD - Exploration	F88020
	ET25S - Short Ti-Nb tip	F88021
	ET25 - Ti-Nb tip	F88018
	ET25L - Long Ti-Nb tip	F88022
	ET20 - Universal	F88011
	ETPR - Loosening	F88019

Tips

endosuccess canal access prep



CAP1 - Cavity preparation

F88181

CAP2 - Canal localization

F88182

CAP3 - Canal opening

F88183



perfect margin rounded

Prosthetic finishing (rounded)



PM1 - Preparation of the dentin

F02250

PM2 - Preparation/finishing


F02251

PM3 - Finishing

F02252

PM4 - Corono-radicular preparation,
conical, diamond-coated 46µm

F02253



Tips

Prosthesis



C20 - Inlay/onlay condensation

F00113

Piezocem caps x10

F00397

5AE - Loosening with spray

F00249



Tip kits



Scaling kit

with an autoclavable plastic box, N°1, N°1S, N°10X, H3 tips, four autoclavable dynamometric Newtron® wrenches

F00934



Hygiene kit

with an autoclavable plastic box, N°1, N°1S, 10Z, TK1-1S tips, four autoclavable dynamometric Newtron® wrenches


F00935



Perio kit

with an autoclavable plastic box, N°1S, H3, H4L, H4R tips, four autoclavable dynamometric Newtron® wrenches

F00936



PerioPrecision kit

with an autoclavable plastic box, P2L, P2R, TK1-1S tips and three autoclavable dynamometric Newtron® wrenches

F00939



Perio Maintenance kit (BDR)

with an autoclavable plastic box, TK1-1S, TK1-1L, TK2-1L, TK2-1R tips, four autoclavable dynamometric Newtron® wrenches

F00937



Tip kits



Implant Protect kit

with IP1, IP2L, IP2R, IP3L and IP3R tips, an autoclavable metal support and an autoclavable universal wrench

F02120



Endo One kit

with CAP1, CAP2, CAP3, ET25, ETPR tips, 1 blister of 4 IrriSafe™ 25-21mm tips, an autoclavable metal support and an autoclavable universal wrench

F00732



Endo Success™ Retreatment kit

with ET18D, ET20, ET25, ET25S, ETBD, ETPR tips, an autoclavable metal support and an autoclavable universal wrench

F00737



Perfect Margin® Rounded kit

with PM1, PM2, PM3, PM4 tips, an autoclavable metal support and an autoclavable universal wrench

F00738



Tip kits



Endo Success™ Canal Access Prep kit
with CAP1, CAP2, CAP3 tips,
an autoclavable metal support and
an autoclavable universal wrench

F88180

endosuccess
canal access prep



Endo Success™ Apical Surgery kit
with AS3D, AS6D, AS9D, ASLD, ASRD
tips, an autoclavable metal support and
an autoclavable universal wrench

F00069

endosuccess
apical surgery

Boxes & Supports



Autoclavable plastic box
with 4 autoclavable dynamometric
Newtron® wrenches

F12352



Autoclavable plastic box
for autoclavable dynamometric wrenches

F12351



Newtron® kit support

X88451

Endo Success™ kit support

X88447

Perfect Margin™ kit support

X88448

Wrenches



Newtron® wrench
autoclavable and dynamometric

F81330



Universal wrench

F00406



Protec-Tip

F81281

Important

The Newtron® wrench is used with all blue, green and orange tips and with surgical endodontics tips (yellow): AS3D, AS6D, AS9D, ASLD, ASRD, S12-70D, P14D, P15LD and P15RD. For other tips with yellow ring, the universal wrench (Ref. F00406) is recommended.

Accessories


	Newtron® handpiece⁽¹⁾ without LED, autoclavable, light grey/dark grey for Newtron® Booster	F12281
	Newtron® SLIM handpiece⁽¹⁾ without LED for Newtron® P5	F12901
	Newtron® SLIM B.LED handpiece⁽¹⁾ for Newtron® P5 B.LED and Newtron® P5 XS B.LED (Bluetooth) with blue LED ring with white LED ring	F12900 F12905
	Nose for Newtron® handpiece	F12284
	Nose for Newtron® SLIM and Newtron® SLIM B.LED handpieces	E12904
	Newtron® SLIM B.LED blue LED ring	F62201
	Newtron® SLIM B.LED white LED ring	F12915
	Handpiece holder silicone	E60108



Important

Handpieces compatible with all ACTEON® Equipment Dental Tips (with color coded ring: Color Coding System™)

(1) Dental ultrasonic handpiece - Class IIa medical devices (GMED) - CE 0459 - Manufacturer: SATELEC® ACTEON® Group - France



Newtron® Booster,
Newtron® P5,
Newtron® P5 B.LED,
Newtron® P5 XS B.LED,
Newtron® P5 XS B.LED Bluetooth

	Newtron® handpiece cord non-disconnectable for Newtron® Booster	X00244
	Newtron® SLIM handpiece cord non-disconnectable for Newtron® Booster	X00227
	Newtron® SLIM handpiece cord non-disconnectable for Newtron® P5	X00228
	Newtron® SLIM B.LED handpiece cord non-disconnectable for Newtron® P5 B.LED and Newtron® P5XS B.LED (Bluetooth)	X00226
	Non-disconnectable footswitch for Newtron® BOOSTER, Newtron® P5, Newtron® P5 B.LED and Newtron® P5XS B.LED (Bluetooth)	F00061
	Dental plaque discloser F.L.A.G.™ for B.LED 5 x 1.5ml	F62200
	Dental plaque discloser F.L.A.G.™ for B.LED 100ml	F62203
	300ml tank for Newtron® P5 B.LED and Newtron® P5XS B.LED (Bluetooth)	F62004
	500ml tank for Newtron® P5 B.LED and Newtron® P5XS B.LED (Bluetooth)	F62005

Accessories

	Newtron® handpiece⁽¹⁾ without LED, autoclavable, light grey/dark grey for Newtron® Booster	F12281
	Newtron® LED handpiece⁽¹⁾ autoclavable for P-Max Newtron® XS, P5 Newtron® LED and P5 Newtron® XS LED	F12609
	Nose for Newtron® handpiece	F12284
	Nose for Newtron® LED handpiece	E12681
	Metal nose for Newtron® LED handpiece	X12675
	Light ring for Newtron® LED handpiece	F12605
	Non-disconnectable footswitch for P5 Newtron®, P5 Newtron® LED, P5 Newtron® XS, P5 Newtron® XS LED	F12915
	Universal irrigation lines⁽¹⁾ Sterile x10 single-use with integrated cassette and flow control system. For Sterikit and Sterikit LED	F57370
	Pump cassette	E58543



Important

Handpieces compatible with all ACTEON® Equipment Dental Tips (with color coded ring: Color Coding System™)

(1) Dental ultrasonic handpiece - Class IIa medical devices (GMED) - CE 0459 - Manufacturer: SATELEC® ACTEON® Group - France



P5 Newtron®,
P5 Newtron® LED,
P5 Newtron® XS,
P5 Newtron® XS LED,
P-MAX Newtron® XS,
Prophy Max™

	White handpiece cord for P5 Newtron®	F00223
	White handpiece cord for P5 Newtron® XS	F00222
	LED handpiece cord for P5 Newtron® LED and P5 Newtron® XS LED	F00637
	Disconnectable LED handpiece cord for P-Max Newtron® XS	F00628
	Newtron® handpiece cord white, with spray adjustment for Prophy-Max™	F01176
	Tank with white cover	F58525
	Sterikit for P5 Newtron® XS with a support, a bracket, a pump cover, 5 clips, a Sterijoint and 3 sterile universal irrigation lines ⁽¹⁾	F58136
	Sterikit LED for P5 Newtron® XS LED with a support, a bracket, a pump cover, 5 clips, a LED Sterijoint and 3 sterile universal irrigation lines ⁽¹⁾	F58225
	Sterijoint adapter for Newtron® handpiece for Sterikit	F58703
	Sterijoint LED adapter for Newtron® LED handpiece for Sterikit LED	F12640

(1) Irrigation line: irrigation set - Class Is medical device (GMED) - CE 0459 - Manufacturer: SATELEC® ACTEON® Group - France

Accessories



Newtron® handpiece⁽¹⁾
without LED, autoclavable, light grey/dark grey for Newtron® Booster

F12281



Nose for Newtron® handpiece

F12284



Newtron® Cart
Color: white

Two connections for water and electricity.
Dimensions (DxWxH): 48 x 40 x 77cm
3 glass trays: 42 x 36cm

F03739



Important

Handpieces compatible with all ACTEON® Equipment Dental Tips
(with color coded ring: Color Coding System™)



P5 Newtron® blue,
P5 Newtron® XS blue,
P-Max Newtron®,
P-Max Newtron® Lux,
Prophy Max™ blue,
Prophy Max™ Lux



Newtron® double-lines⁽¹⁾ kit x10
for P-Max Newtron® (Lux) and
Prophy Max™ (Lux)

F59752



Newtron® single-lines⁽¹⁾ kit x10
For P-Max Newtron® (Lux) and
Prophy Max™ (Lux)

F59756



Kit of 3 hoops
for Newtron® cord

F59761



Newtron® Tank - 450ml
For P-Max Newtron® (Lux) and
Prophy Max™ (Lux)

E59774



Newtron® Tank cap
For P-Max Newtron® (Lux) and
Prophy Max™ (Lux)

E59775



Newtron® single footswitch

F00054



Newtron® double footswitch

F00055

Accessories

	Newtron® handpiece⁽¹⁾ without LED, autoclavable, light grey/dark grey for Newtron® Booster	F12281
	Self-adhesive holder for light grey Suprasson handpiece	F00404
	Bulb for light handpiece cord + 2 o'rings	F00412
	3 gasket o'rings + tool	F12304
	Light grey Suprasson handpiece cord	F00195
	Light grey Suprasson Lux handpiece cord	F00600
	Cocoon Cart Color: white Two connections for water and electricity Dimensions (DxWxH) : 45 x 40 x 80cm 3 trays: 40 x 30cm	F24417
	Single footswitch	F00045
	Important Handpieces compatible with all ACTEON® Equipment Dental Tips (with color coded ring: Color Coding System™)	











(1) Dental ultrasonic handpiece - Class IIa medical devices (GMED) - CE 0459 - Manufacturer: SATELEC® ACTEON® Group - France



Suprasson P5 Booster,
P-Max,
P-Max Lux,
Prophy Max™,
Prophy Max™ Lux,
Prophy Max™ S

	Sterijoint adapter for Newtron® handpiece for Sterikit	F58703
	Universal irrigation lines⁽¹⁾ Sterile x10 single-use with integrated cassette and flow control system. For Sterikit and Sterikit LED	F57370
	5 plastic caps kit for universal irrigation line	F57375
	Bracket	X34510
	Stoppers kit x10 for irrigation bottle	F58790
	Autoclavable irrigation bottle (glass)	E58795
	Autoclavable irrigation bottle (glass) with grey cap	F58792
	Grey cap	F58794
	Hanger for irrigation bottle	E58791
	Sterilstatic irrigation kit with a pump motor, a holder, 3 universal irrigation lines ⁽¹⁾ , 5 clips, 3 hanger for bottle, 3 stoppers, a bracket and a bottle with grey cap	F58704
	Steel water filter 60µ complete	F10386
	Water filter 60µ cartridge + o'ring	F10389

(1) Irrigation line - irrigation set - Class Is medical device (GMED) - CE 0459 - Manufacturer: SATELEC® ACTEON® Group - France

Devices	Corresponding lines	Designation	REF.
 <p>1 - Suprasson P-Max (Lux) Assortiment I 2 - Prophy Max™ (Lux) Assortiment I 3 - P5 Newtron® XS (LED) + Sterikit 4 - Suni 2nd generation 5 - Suni Max 6 - Trans'care Max</p>		<p>Universal irrigation lines⁽¹⁾ sterile x10 single-use with integrated cassette and flow control system</p>	<p>F57370</p>
 <p>7 - Piezotome® 8 - Piezotome® 2 9 - ImplantCenter™ 10 - ImplantCenter™ 2 11 - Piezotome® Solo 12 - Piezotome® Cube 13 - I-Surge™ old generation 14 - I-Surge™ 15 - EndoCenter</p>		<p>Autoclavable irrigation lines⁽¹⁾ x1 + 10 sterile perforators⁽²⁾</p>	<p>F57374</p>
		<p>Autoclavable irrigation lines⁽¹⁾ x1</p>	<p>E57374</p>
		<p>Disposable sterile perforators⁽²⁾ x10</p>	<p>F57372</p>
 <p>16 - P-Max Newtron® (Lux) Range II 17 - Prophy Max Newtron® (Lux) Range II</p>		<p>Newtron® double-lines⁽¹⁾ kit x10</p>	<p>F59752</p>
		<p>Newtron® single-lines⁽¹⁾ kit x10</p>	<p>F59756</p>
 <p>18 - Suni 1st generation</p>		<p>Suni irrigation lines⁽¹⁾ kit x5</p>	<p>F34700</p>
		<p>Suni irrigation lines⁽¹⁾ kit x10</p>	<p>F34702</p>
 <p>19 - I-Surge™ + 20 - HT-Implant</p>		<p>Irrigation lines⁽¹⁾ x10</p>	<p>F28750</p>

(1) Irrigation set - Class Is medical device (GMED) - CE 0459 - Manufacturer: SATELEC® ACTEON® Group - France
 (2) Class Is medical devices (GMED) - CE 0459 - Manufacturer: SATELEC® ACTEON® Group - France

POLISHERS

.....

ACTEON® imaging



ALL-IN-ONE FOR EASY PROCEDURES

air-n-go
easy



All-in-one airpolisher for easy procedures

- Supra and sub-gingival use
- Optimal space
- Ready to use

AIR-N-GO® easy with KaVo* adapter **F10100**

AIR-N-GO® easy with Sirona* adapter **F10101**

AIR-N-GO® easy with W&H* adapter **F10102**

AIR-N-GO® easy with Bien-Air* adapter **F10103**

AIR-N-GO® easy with Midwest* adapter **F10105**

with a convertible AIR-N-GO® easy handpiece, a Supra nozzle, 1 AIR-N-GO® easy maintenance kit (replacement o'rings, syringe of silicone grease with brushes, cannula, cleaning drill)

Dental air-polishing handpiece - Class IIa medical device (GMED) - CE 0459 - Manufacturer: SATELEC® ACTEON® Group - France

*KaVo, Sirona, W&H, Bien-Air and Midwest are registered trademarks

Accessories



AIR-N-GO® easy Perio kit⁽¹⁾
turns your handpiece into a Perio system to treat periodontal disease (tooth & implants) on pockets from 3 to 8mm. with a AIR-N-GO® easy nozzle and a bottle of AIR-N-GO® PERIO glycine powder

F10120



AIR-N-GO® Supra nozzle
for all prophylaxis supra-gingival treatments

F10125



AIR-N-GO® Perio easy nozzle
turns your handpiece into a Perio system to treat non surgical periodontal disease (tooth & implants) in pockets from 3 to 8mm

F10126



AIR-N-GO® Perio nozzle
turns your handpiece into a Perio system to treat non surgical periodontal disease (tooth & implants) in pockets from 3 to 8mm

F10127



AIR-N-GO® Perio Maintenance nozzle
turns your handpiece into a system adapted for periodontal maintenance in pockets until 4mm

F10128



AIR-N-GO® easy maintenance kit

F10121

(1) Class IIa medical devices (GMED) - CE 0459 - Manufacturer: SATELEC® ACTEON® Group - France

Adapters



KaVo* Adapter

F10240



Sirona* Adapter

F10241



W&H* Adapter

F10242



Bien-Air* Adapter

F10243



Midwest* Adapter

F10245

Accessories



AIR-N-GO® Supra nozzle

F10125



AIR-N-GO® Supra nozzle

F10127



AIR-N-GO® Supra tank

F10213



AIR-N-GO® Perio tank

F10216



AIR-N-GO® Supra probe Ø0.5mm

F10207



AIR-N-GO® Supra probe Ø1mm

F10208



AIR-N-GO® Perio probe

F10206



AIR-N-GO® o-rings kit

F10205



prophymax

Combinated device with ultrasonics and airpolisher

ProphyMax™

F11610

with a ProphyPen handpiece with 135° titanium nozzle, an autoclavable universal wrench, a bottle of mint powder (250g) and a bottle of lemon powder (250g), an autoclavable Newtron® handpiece, a double footswitch

Dental polishing and ultrasonic control console
Class IIa medical device (GMED) - CE 0459 - Manufacturer: SATELEC® ACTEON® Group - France

Important

You will find all the information about ultrasonics accessories (tips, handpieces, etc) on pages 106 to 113.



air max

Supra-gingival airpolisher

Air Max

F11400

with a ProphyPen handpiece with 135° titanium nozzle, an autoclavable universal wrench, a bottle of mint powder (250g) and a bottle of lemon powder (250g)

Dental polishing control console - Class IIa medical device (GMED) - CE 0459 - Manufacturer: SATELEC® ACTEON® Group - France

Accessories



Blue ProphyPen⁽¹⁾
Disconnectable polisher handpiece (bayonet) with a 135° titanium nozzle and an autoclavable universal wrench

F10554



White ProphyPen
Disconnectable polisher handpiece (bayonet) with a 135° titanium nozzle and an autoclavable universal wrench

F10557



Titanium nozzle 135° Ø0.7 mm

F10555



Probe Ø0.7mm

E96221



Probe Ø1mm

F10208



Multifunctions double footswitch

F00055



2 ProphyPen o-rings
+ 1 nozzle o-ring kit

F10374



4 o-rings kit for ProphyPen handpiece cord

F10375

(1) Dental air-polishing handpiece - Class IIa medical device (GMED) - CE 0459 - Manufacturer: SATELEC® ACTEON® Group - France

Powders

AIR-N-GO® "CLASSIC" powder⁽¹⁾
4 bottles (250g)

Peppermint

F10250

Lemon

F10251

Raspberry

F10252

Cola

F10253

Neutral

F10254



AIR-N-GO® "CLASSIC" powder⁽¹⁾
4 flavors (peppermint, Lemon, Raspberry and cola)
4 bottles (250g)

F10255



AIR-N-GO® "PERIO" powder⁽²⁾
3 bottles (160g)

F10270

(1) Class IIa medical device - (GMED) - CE 0459 - Manufacturer: SATELEC® ACTEON® Group - France

(2) Powder for subgingival treatment of periodontitis and peri-implantitis - Class IIa medical device - (GMED) - CE 0459 - Manufacturer: SATELEC® ACTEON® Group - France

CURING LIGHT

.....

ACTEON® imaging



FAST CURING, LONG TERM RESULTS



A fast curing for aesthetics result

- Fast and powerful treatment
- Adapted to the act
- Long battery life



miniled
active

Ready to use



miniled
supercharged

Powerful



miniled
ortho 2

Adaptable



miniled
standard

Classic

miniled
active



Wavelength: 420 - 480nm

Power: 1492mW/cm²

Li-Ion battery

Handpieces: anodized aluminium

MiniLED™ Active

F05100

with a MiniLED™ handpiece, an universal power supply cord, a Ø7.5mm opalescent guide and an oval light shield

Dental curing light - Class I medical devices - CE - Manufacturer: SATELEC® ACTEON® Group - France

miniled supercharged

Wavelength: 420 - 480nm

Power: 2000mW/cm²

Li-Ion battery

Handpieces: anodized aluminium



MiniLED™ Supercharged

F05214

with a MiniLED™ handpiece, a battery, a battery charger, a power supply + 4 plugs, a Ø7.5mm opalescent light guide and light shield

Dental curing light - Class I medical devices - CE - Manufacturer: SATELEC® ACTEON® Group - France

miniled ortho 2

Wavelength: 420 - 480nm

Power: 3000mW/cm²

Li-Ion battery

Handpieces: anodized aluminium



MiniLED™ Ortho 2

F05220

with a MiniLED™ handpiece, a Ø5.5mm opalescent guide, a power supply + 4 plugs, a battery, a battery charger and an oval light shield

Dental curing light - Class I medical devices - CE - Manufacturer: SATELEC® ACTEON® Group - France

miniled standard

Wavelength: 420 - 480nm

Power: 1250mW/cm²

Li-Ion battery

Handpieces: anodized aluminium



MiniLED™ Standard

F02507

with a MiniLED™ handpiece, a battery, a battery charger, a power supply cord with european plug, a Ø7.5mm opalescent guide and an oval light shield

Dental curing light - Class I medical devices - CE - Manufacturer: SATELEC® ACTEON® Group - France

Accessories

MiniLED™ Supercharged handpiece⁽¹⁾ **F05217**

MiniLED™ Ortho 2 handpiece⁽¹⁾ **F05219**

MiniLED™ Standard handpiece⁽¹⁾ **F02530**



Charger
for MiniLED™ Supercharged,
MiniLED™ Ortho2 and
MiniLED™ Autofocus2

F02917

Charger for MiniLED™ MiniLED™ Standard **F02510**



Titanium battery
for MiniLED™ Supercharged,
MiniLED™ Ortho2 and
MiniLED™ Autofocus2

F05211

Titanium battery for MiniLED™ Standard **F02520**



Battery
for MiniLED™ Autofocus

F02901



Oval light shield
for MiniLED™ Active, MiniLED Ortho2,
MiniLED™ Supercharged and
MiniLED™ Autofocus2

F05407



Oval light shield
for MiniLED™ Standard

F02555

Accessories



Universal power supply
for MiniLED™ Active

F05120



Universal power supply
for MiniLED™ Supercharged,
MiniLED™ Ortho2 and
MiniLED™ Autofocus2

F05216



European power supply
for MiniLED™ Standard

F02543



Power supply
for MiniLED™ Autofocus

F02940

Opalescent light guide Ø7.5mm
for MiniLED™ Active

F05121



Opalescent light guide Ø7.5mm
for MiniLED™ Standard, MiniLED™ Ortho2
and MiniLED™ Supercharged

F02648

Opalescent light guide Ø7.5mm
for MiniLED™ Autofocus2

F02647

Opalescent light guide Ø5.5mm
for MiniLED™ Standard, MiniLED™ Ortho2
and MiniLED™ Supercharged

F02652



Opalescent light guide Ø5.5mm
for MiniLED™ Autofocus2

F02653



Autoclavable caps Ø7.5mm x5
for MiniLED™ Standard, MiniLED™ Ortho2,
MiniLED™ Supercharged and
MiniLED™ Autofocus2

F61507



Autoclavable caps Ø7.5mm x5
for MiniLED™ Autofocus

F61516



Autoclavable caps Ø5.5mm x5
for MiniLED™ Standard, MiniLED™ Ortho2,
MiniLED™ Supercharged and
MiniLED™ Autofocus2

F61505



Autoclavable caps Ø7.5mm x5
Autoclavable caps Ø5.5mm x5
for MiniLED™ Standard, MiniLED™ Ortho2,
MiniLED™ Supercharged and
MiniLED™ Autofocus2

F61515

MISCELLANEOUS

.....

ACTEON® imaging



softly



Amalgamator

Pre-measured capsules amalgamator

External dimensions:

210 x 205 x 120mm (D x W x P)

Weight: 3.1kg

Cocoon Hygienist LED



Light motor⁽¹⁾

F28600



Medium grey cord
for light and IS motors

F33711

Trans'care



Light motor⁽¹⁾

F28600



Light motor black
coiled cord

F33713

Endocenter & EndoDual



ENDO micromotor

F28920



ENDOCENTER multifunction footswitch

F28951



ENDODUAL single footswitch grey

F28911



Universal irrigation lines⁽¹⁾ Sterile x10
single-use with integrated cassette and
flow control system

F57370



Autoclavable irrigation line⁽¹⁾ x1
+ 10 sterile perforators⁽²⁾

F57374

Disposable sterile perforators⁽²⁾ x10

F57372



ENDODUAL power supply

F28915



ENDOCENTER power supply

F28955



ENDOCENTER bracket

F28967



Handpiece holder
silicone

E60108



I-EndoDual



I-Endo Dual motor + cord

F28850



Vela 170



Carrier for sterilization bags

E03558



Tube for filling vacuum
+ male connector

E03648



Accessories



Quaz® Dem 5.30

demineralizer with distilled water quality sensor
compatible with Quaz® 5.17 & 5.24

F03931

Quaz® Dem 6.30

Demineralizer
compatible with Quaz® 6.17 & 6.24

F03932

Filter cartridge 30"

for Quaz® Dem 5.30 & 6.30

F03933

Filter cartridge 20"

for Quaz® Dem 5.20 & 6.20

F03914

Filter cartridge 10"

for Quaz® Dem 5.10 & 6.10

F03919



Quaz® Print

barcode printer (on labels)

F03927



2 stickers rolls + 2 ribbons
for Quaz® print

F03928



Printer "Quaz® printer" 230V'

Discontinued, available until stock runs out

F03909



Sterilization box

F03912



Tube for automatic filling

F03910



Tube for automatic emptying

F03911



Bacteriological filter

F03904

ACTEON® INSTRUMENTS

ACTEON® imaging

BLISS RANGE

.....

ACTEON® imaging





bliss

SUPERIOR COMFORT AT YOUR FINGERTIPS

The next generation of manual instrumentation

- Lightweight: 15g
- Unique "Soft Touch" grip
- Long lasting sharpness⁽¹⁾
- 100% approved by practitioners⁽²⁾

UNCONVENTIONALLY DURABLE AND SOLID

- High wear-resistance due to the stainless steel properties
- The metal is treated in accordance with the latest heating techniques

ENHANCED COMFORT THE FINAL GOAL

- High sharpness means less force
- Less force means less muscle fatigue
- Less force means comfortable scaling

Manual instrumentation video



TRUE ERGONOMICS

- 10mm: optimal handle diameter to reduce pinch force⁽³⁾
- 15g: ultra light to limit hand fatigue⁽³⁾

UNIQUE COMFORT

- Flat areas for the fingers, to avoid localized pressure
- Intrinsic tactile sensation

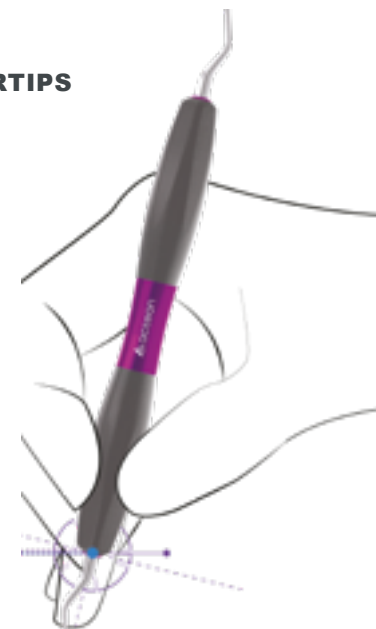
GENTLE AND CONFIDENT GRIP

- Effective «soft touch» non-slip surface
- Firm silicone with no spring effect for an accurate and controlled clinical gesture

REVOLUTIONARY COMFORT AT YOUR FINGERTIPS

39 instruments

- Diagnostic
- Restoration
- Periodontics
- Endodontics
- Prophylaxis



(1) The effects of periodontal instrument handle on hand muscle load and pinch force, D. Rempel; D. Lee; K. Dawson; P. Loomer; JADA 143 (10) - October 2012.

(2) Internal field evaluation on 20 practitioners from 8 different countries. 100% answered that Bliss handle was comfortable.

(3) Rempel D, Lee D.L., Dawson K, Loomer P. The effects of periodontal curette handle weight and diameter on arm pain. JADA. 2012 Oct;143(10)

Kits

Every consultation starts with these 3 instruments

One end of the handle is flat to facilitate percussive diagnostics, allowing to evaluate the sensitivity and the mobility of the tooth and the sensitivity of the gum.



Diagnostic kit Bliss®

with an Easy Clip cassette, 1 EXP17-23,
1 College tweezers 15cm satin finishing
mirror handle SS + 1 PureReflect® mirror
mirror handle CSS + 1 PureReflect® mirror

402SS.SI
402CSS.SI



Care kit Bliss®

with an Easy Clip cassette, 1 EXP17-23,
1 CMS2, 1 College tweezers 15cm satin
finishing
mirror handle SS + 1 PureReflect® mirror
mirror handle CSS + 1 PureReflect® mirror

403SS.SI
403CSS.SI

The design is accurate and thin, ideal to draw furrows and cuspids. The ergonomic and unique design of Bliss® handle offer comfort and precision of the clinical gesture.

This is essential for restoration work when modelling and sculpting the composite.



Restoration kit Bliss®

with an Easy Clip cassette, 1 EXP17-23,
1 CMS4, 1 CMS2, 1 BUR125,
1 EXC38-37, 1 EXC91, 1 College tweezers
15cm satin finishing
mirror handle SS + 1 PureReflect® mirror
mirror handle CSS + 1 PureReflect® mirror

404SS.SI
404CSS.SI

The high wear resistance combined with the optimal hardness of the metallic blade make the sharp instruments efficient and long-lasting.




Prophylaxis kit Bliss®

with an Easy Clip cassette, 1 UNC12,
1 M23, Gracey curettes 11-12 and 13-14,
1 H6-H7, 1 Columbia curette 13-14
mirror handle SS + 1 PureReflect® mirror
mirror handle CSS + 1 PureReflect® mirror

400SS.SI
400CSS.SI

It includes 11 manual instruments covering most of orthograde endodontic procedures and conservative dentistry: cleaning the cavity, obturation of the access cavity, reprocessing and restoration.



Endodontic kit Bliss®

with a cassette, 1 Self-Blocking tweezers,
1 CP15, 1 EX37-38, 1 EX91, 1 SP25,
1 CMS6, 1 Machtou 1-1, 1 Machtou 1-2,
1 Machtou 2-3, 1 Machtou 2-4, 1 endo files
holder
mirror handle SS + 1 PureReflect® mirror
mirror handle CSS + 1 PureReflect® mirror

401SS.SI
401CSS.SI

Gracey curettes



Gracey curette 1-2

402.01SI



Gracey curette 3-4

402.03SI



Gracey curette 5-6

402.05SI



Gracey curette 11-12

402.11SI



Gracey curette 13-14

402.13SI



Gracey curette 15-16

402.15SI



Gracey curette 17-18

402.17SI

Sickles



Sickle - M23

404.23SI



Sickle - H6-H7

406.07SI



Micro CK6

404.05SI

Universal curettes



Universal curette - Barnhart 5-6

408.05SI



Universal curette - Columbia 4L-4R

405.04SI



Universal curette - Columbia 13-14

405.13SI



Universal curette - Langer 5-6

406.06SI



Universal curette - Langer 5-6 mini

406.10SI

Dual ends



Dual End - H5-L5

406.05SI



Dual End - N128-L5

406.08SI



Dual End - N128-L5 mini

406.09SI

Diagnostics



EXP11-12 - Explorer

263.06SI



EXP17-23 - Explorer

263.07SI

Periodontics



UNC12 graduated 1 to 12mm - Expro

418.06SI



CP12 graduated 3-6-9-12mm - Expro

418.07SI



UNC15 graduated 1 to 15mm - Expro

418.08SI



CP12 graduated 3-6-9-12-15mm - Expro

418.09SI

Restoration



EXC36-35 - Excavator

165.01SI



EXC38-37 - Excavator

165.02SI



EXC91 - Excavator

165.03SI



BUR125 - Burnisher

108.14SI



w 1.8mm

CM1 - Modeling spatula

194.12SI



Ø 2mm

CM2 - Modeling spatula

194.13SI



L 5.4mm

CM3 L4/5.4mm - Modeling spatula

194.14SI



L 4mm

CM4 L4/5.6mm - Modeling spatula

194.15SI



L 1.6mm

CM5 L1.6/1.6mm - Modeling spatula

194.16SI



L 1.6mm

CM6 L1.6/1.6mm for molars - Modeling spatula

192.05SI

Restoration



SP20 20mm - Cement spatula

246.05SI



SP25 25mm - Cement spatula

246.09SI



SP42 42mm - Cement spatula

246.24SI

Endodontics



Machtou 1-1 - Plugger

419.01SI



Machtou 1-2 - Plugger

419.02SI



Machtou 2-3 - Plugger

419.03SI



Machtou 2-4 - Plugger

419.04SI

Mirror handle



Mirror handle EU stem*
Mirror handle CSS*

210.00SI
212.00SI

* mirror sold separately - Pure Reflect size 5: MP4624PH (CSS) - MP3624PH (EU Stem)



MIRROR RANGE

.....

ACTEON® imaging



PERFECT CLARITY, CRYSTAL-CLEAR VISION

MOUTH MIRRORS – FROM DIAGNOSTIC TO TREATMENT, THE BENEFIT TO ALL DENTAL CLINICAL ACTS



- Visual examination is the first step to diagnostics
- 10 different sizes
 - From 0 to 6 to work in the mouth
 - From 7 to 10 to clinical studies, photography

MICROMIRRORS – THE MICROSCOPIC PERFECTLY VISIBLE



- Make the access to the apex easier and appreciate the accurate vision of the pulp chamber.
- 4 different sizes

PHOTOGRAPHIC MIRRORS – EFFECTIVE COMMUNICATION WITH PATIENTS



- Highlight the dental treatment and restoration to promote the practice. Allow to take pictures of clinical cases for books, publications and patient records.
- 8 different sizes for occlusal, vestibular and lingual areas.

Our mirrors resist to more than 100 autoclave cleaning cycles*



Mirrors has to be replaced after 3 MONTHS of daily use

Front surface

Cross-sectional view

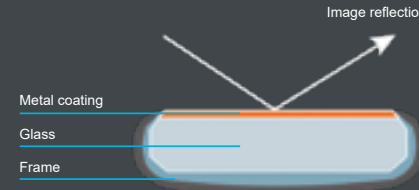
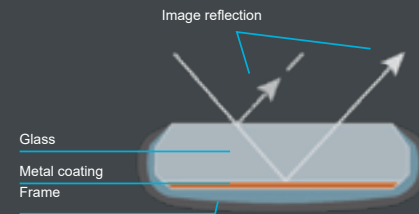


Image reflected directly on the surface of the glass, distortion-free
NO DOUBLE IMAGE

Back surface

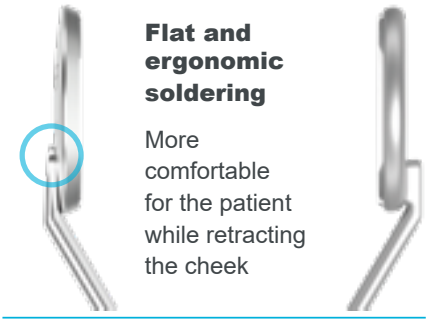
Cross-sectional view of an aluminium mirror



Reflecting surface under the glass
DOUBLE IMAGE



The finition of the frame also matters



Flat and ergonomic soldering

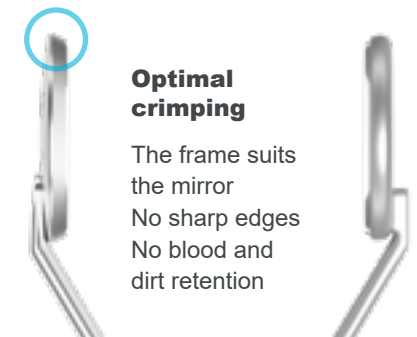
More comfortable for the patient while retracting the cheek

ACTEON®

Competitors

Satined finition

Prevent light reflection in the eyes
Avoid eye fatigue











Optimal crimping

The frame suits the mirror
No sharp edges
No blood and dirt retention

ACTEON®

Competitors

Mouth mirrors simple stem

 Ø14mm	n.0 Plan mirror	Pure Reflect® mirror - x12	MP3614PH
 Ø16mm	n.1 Plan mirror	Pure Reflect® mirror - x12	MP3616PH
 Ø18mm	n.2 Plan mirror	RH mirror - x12 Pure Reflect® mirror - x12	MP3318PH MP3618PH
 Ø20mm	n.3 Plan mirror	Alu mirror - x12 RH mirror - x12 Pure Reflect® mirror - x12	MP3120PH MP3320PH MP3620PH
 Ø22mm	n.4 Plan mirror	Alu mirror - x12 Alu mirror - x20 RH mirror - x12 Pure Reflect® mirror - x12	MP3122PH MPV3122PH MP3322PH MP3622PH
 Ø24mm	n.5 Plan mirror	Alu mirror - x12 Alu mirror - x20 RH mirror - x12 Pure Reflect® mirror - x12	MP3124PH MPV3124PH MP3324PH MP3624PH
 Ø26mm	n.6 Plan mirror	Alu mirror - x12 RH mirror - x12 Pure Reflect® mirror - x12	MP3126PH MP3326PH MP3626PH
 Ø28mm	n.7 Plan mirror	Alu mirror - x1 Pure Reflect® mirror - x1	MP3128PH MP3628PH

 Ø30mm	n.8 Plan mirror	Alu mirror - x1 RH mirror - x1 Pure Reflect® mirror - x1	MP3130PH MP3330PH MP3630PH
 Ø40mm	n.9 Plan mirror	Alu mirror - x1 RH mirror - x1 Pure Reflect® mirror - x1	MP3140PH MP3340PH MP3640PH
 Ø50mm	n.10 Plan mirror	Alu mirror - x1 Pure Reflect® mirror - x1	MP3155PH MP3655PH
	n.4 Double sided mirror	RH mirror - x12 RH mirror - x6 Pure Reflect® mirror - x12 Pure Reflect® mirror - x6	MP7322PH MP7422PH MP7822PH MP7722PH
	n.5 Double sided mirror	RH mirror - x12 RH mirror - x6 Pure Reflect® mirror - x12	MP7324PH MP7424PH MP7824PH
 Ø22mm	n.4 Magnifying mouth mirror x3.5	Alu mirror - x12	MP3222PH
 Ø24mm	n.5 Magnifying mouth mirror x3.5	Alu mirror - x12	MP3224PH

Top range mirrors



Holy plan mirror n.4 - Alu mirror x12

MP105122PH

Holy Clar plan mirror n.4 - Alu mirror x12

MP105222PH



DMS plan mirror n.4 - RH mirror x12

MP103322DMS

DMS plan mirror n.5 - RH mirror x12

MP105222PH



Colored plastic mirrors - Alu mirror x36
Ø22mm - Plastic mounting - Autoclavable - 7 colors

MP8122MPH

Micromirrors



Pure Reflect® Micromirror SS Ø3mm - round

MP3303PH



Pure Reflect® Micromirror SS Ø5mm - round

MP3305PH



Pure Reflect® Micromirror SS 7x2mm - rectangular

MP3306RPH



Pure Reflect® Micromirror SS 9x3mm - rectangular

MP3310RPH



Pure Reflect® Micromirror Ø3mm - 14.8cm - round

MP1303PH



Pure Reflect® Micromirror Ø5mm - 14.8cm - round

MP1305PH



Pure Reflect® Micromirror 7x2mm - 14.8cm - rectangular









MP1306RPH








Pure Reflect® Micromirror 9x3mm - 14.8cm - rectangular

MP1310RPH

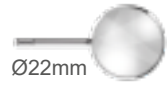
Photographic mirrors

	Occlusal surface adult	Ti coating Chromium coating Pure Reflect® coating	<i>MZP511.</i> <i>MZP512.</i> <i>MZP516.</i>
	Occlusal surface child	Ti coating Chromium coating Pure Reflect® coating	<i>MZP521.</i> <i>MZP522.</i> <i>MZP526.</i>
	Vestibular surface	Ti coating Chromium coating Pure Reflect® coating	<i>MZP531.</i> <i>MZP532.</i> <i>MZP536.</i>
	Thin lingual surface	Ti coating Chromium coating Pure Reflect® coating	<i>MZP541.</i> <i>MZP542.</i> <i>MZP546.</i>
	Large lingual surface	Ti coating Chromium coating Pure Reflect® coating	<i>MZP551.</i> <i>MZP552.</i> <i>MZP556.</i>
	Lateral shape	Ti coating Chromium coating Pure Reflect® coating	<i>MZP561.</i> <i>MZP562.</i> <i>MZP566.</i>
	Large occlusal surface	Ti coating Chromium coating Pure Reflect® coating	<i>MZP571.</i> <i>MZP572.</i> <i>MZP576.</i>
	Extra large occlusal surface	Ti coating Chromium coating Pure Reflect® coating	<i>MZP581.</i> <i>MZP582.</i> <i>MZP586.</i>

Contrastors

	Contrastor n.4 small straight design 240x60x1.5mm	<i>MZP215</i>
	Contrastor n.5 large straight design 240x60x1.5mm	<i>MZP216</i>
	Contrastor n.3 73x70mm	<i>MZP217</i>
	Contrastor n.1 84x85mm angular	<i>MZP218</i>
	Contrastor n.2 59x70mm angular	<i>MZP219</i>

Mouth mirrors cone socket stem*



n.4
Plan mirror

TI mirror - x12
Pure Reflect® mirror - x12

MP4522PH
MP4622PH



n.5
Plan mirror

Alu mirror - x12
RH mirror - x12
TI mirror - x12
Pure Reflect® mirror - x12

MP4124PH
MP4324PH
MP4524PH
MP4624PH



n.5
Magnifying
mouth mirror
x3.5

Alu mirror - x12

MP4224PH

Micromirrors cone socket stem*



Pure Reflect® Micromirror CSS* Ø3mm - round

MP4303PH



Pure Reflect® Micromirror CSS* Ø5mm - round

MP4305PH



Pure Reflect® Micromirror CSS* 7x2mm - rectangular

MP4306RPH



Pure Reflect® Micromirror CSS* 9x3mm - rectangular

MP4310RPH

* USA, Canada, Spain, South Korea

Class I professional dental medical devices - CE - Manufacturer: PRODONT HOLLIGER ACTEON® Group - France

Accessories



XLstyle mirror handle EU stem
XLstyle mirror handle CSS*

XLstyle
handle

210.00XL
212.00XL



Design mirror handle EU stem
Design mirror handle CSS*

Design
handle

210.00D
212.00D



Inox mirror handle EU stem
Inox mirror handle CSS*

210.00
212.00



Inox hexagonal mirror handle

13313




Inox millimeter mirror handle

210.01



Rotating holder for photographic mirrors

MZP214.



Sterilization tray for photographic mirrors
for 3 photographic mirrors
or 2 photographic mirrors + 1 handle
(sold empty)

233.19



Anti-mist solution for mirrors 100ml
Anti-mist solution for mirrors 30ml

ABF
AB30

* USA, Canada, Spain, South Korea

Class I professional dental medical devices - CE - Manufacturer: PRODONT HOLLIGER ACTEON® Group - France

DIAGNOSTIC INSTRUMENTS

.....

ACTEON® imaging



Instrument examination sets



XLstyle
handle

Examination set XLStyle handle

1x XL Style handle + 1x n.4 mirror, 1x probe,
1x COLLEGE tweezers

500.00XL.



Design
handle

Examination set Design handle

1x Design handle + 1x n.4 mirror, 1x probe,
1x COLLEGE tweezers

500.00D.



XLstyle
handle

Care set XLStyle handle

1x XL Style handle + 1x n.4 mirror,
1x H.E.I. n°1 spatula, 1x probe,
1x COLLEGE tweezers

501.00XL.



Design
handle

Care set Design handle

1x Design handle + 1x n.4 mirror,
1x H.E.I. n°1 spatula, 1x probe, 1 COLLEGE
tweezers

501.00D.

Tweezers



COLLEGE tweezers - 15cm angulated

219.01



COLLEGE tweezers - 15cm contra-angulated

219.02



COLLEGE tweezers - 15 cm smooth

220.02.



COLLEGE tweezers - 15 cm satiny

220.02S.



PERRY tweezers n.2 - 13cm serrated

222.02



PERRY tweezers n.3 - 13cm serrated

222.03



MERIAM tweezers - 16cm

227.00



FLAGG tweezers - 16cm

223.00



Self-locking tweezers - 15cm smooth









227.02



Self-locking tweezers - 15cm smooth with notching

227.04

Probes

	Simple probe n.6 - XLStyle handle (picture) Simple probe n.6 - Design handle	262.06XL 262.06D
	Simple probe n.7 - XLStyle handle (picture) Simple probe n.7 - Design handle	262.07XL 262.07D
	Simple probe n.8 - XLStyle handle (picture) Simple probe n.8 - Design handle	262.08XL 262.08D
	Simple probe n.9 - XLStyle handle (picture) Simple probe n.9 - Design handle	262.09XL 262.09D
	Simple probe n.17 - XLStyle handle (picture) Simple probe n.17 - Design handle	262.17XL 262.17D
	Simple probe n.20 - XLStyle handle (picture) Simple probe n.20 - Design handle	262.20XL 262.20D
	Simple probe n.23 - XLStyle handle (picture) Simple probe n.23 - Design handle	262.23XL 262.23D
	RHEIN Simple probe - XLStyle handle (picture) RHEIN Simple probe - Design handle	266.03XL 266.03D

The instruments presented above correspond to the XL Style handle version

	Special simple probe n.1 - Design handle	262.01D
	Special simple probe n.5 - Design handle	262.05D
	Special simple probe fine end n.24 - Design handle	262.24D
	Double probe n.5 - XLStyle handle	263.05XL
	Double probe n.5 - Design handle	263.07D

Class I professional dental medical devices - CE - Manufacturer: PRODONT HOLLIGER ACTEON® Group - France












RESTORATION INSTRUMENTS

.....

ACTEON® imaging








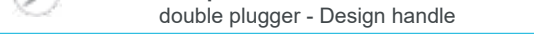

Sealing spatulas & modelling

	WHITE (W.H.E) n.4 - Design handle	204.04D
	WILLIAM DIRIGO (W.D) n.4 - Design handle	205.04D
	Special (L.S.P.) n.5 ZRN* - XLStyle handle (picture) Special (L.S.P.) n.5 ZRN* - Design handle	208.05TXL 208.05TD
	Special (L.S.P.) n.6 - XLStyle handle (picture) Special (L.S.P.) n.6 - Design handle	208.06XL 208.06D
	Proximal surface composite - Design handle	199.00D
	HEIDEMANN (H.E.I.) n.1 - XLStyle handle (picture) HEIDEMANN (H.E.I.) n.1 - Design handle	193.01XL 193.01D
	HEIDEMANN (H.E.I.) n.2 - XLStyle handle (picture) HEIDEMANN (H.E.I.) n.2 - Design handle	193.02XL 193.02D
	HEIDEMANN (H.E.I.) n.1 ZRN* - XLStyle handle (picture) HEIDEMANN (H.E.I.) n.1 ZRN* - Design handle	193.01TXL 193.01TD
	HEIDEMANN (H.E.I.) n.2 ZRN* - XLStyle handle (picture) HEIDEMANN (H.E.I.) n.2 ZRN* - Design handle	193.02TXL 193.02TD

* Zirconium Nitride Coated

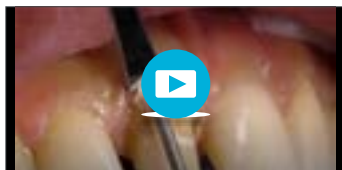
Class I professional dental medical devices - CE - Manufacturer: PRODONT HOLLIGER ACTEON® Group - France

Amalgam & composite instruments

	Amalgam double instrument BOYD WALLIS (B.W.) n.4 Design handle	206.04D
	Amalgam double instrument WESCOTT n.22 Design handle	201.22D
	Amalgam double instrument JLM 6 ED - Design handle	259.06D
	Amalgam double instrument F.O.C. serrated double plugger - Design handle	173.01D
	Amalgam double instrument F.O.C. smooth double plugger - Design handle	173.04D
	Composite instrument ROMEROWSKI double plugger - XLStyle handle	404.04XL
	Composite instrument HOLLEMBACK 1/2-3 double plugger - Design handle	191.04XL
	Composite instrument UWD / DISCOÏD CLEOÏD double plugger - Design handle	186.05D

Class I professional dental medical devices - CE - Manufacturer: PRODONT HOLLIGER ACTEON® Group - France

gingiprotect



GingiProtect® video



GINGIVAL RETRACTION INSTRUMENTS

- Effective protection and retraction of the marginal gum
- Direct and precise access to the margins



GingiProtect® double instrument - *L 3.2mm

261GPR2



GingiProtect® double instrument - *L 3.7mm

261GPR3



GingiProtect® double instrument - *L 4.3mm

261GPR4

Gingival retraction & burnisher instruments

Double instrument for gingival retraction with saw edge
Design handle

154.02D



Temporary cavity bottom instrument - Design handle

170.01D

Double burnisher n.15 - XLStyle handle (picture)
Double burnisher n.15 - Design handle108.15XL
108.15D

DARBY-PERRY double excavator - Design handle

162.00D



ASH double excavator - Design handle

164.16D

Cement spatulas

Double cement spatula n.1 - XL handle (picture)
Double cement spatula n.1 - Design handle252.01XL
252.01DSimple cement spatula n.18 ultra flexible
XLStyle handle (picture)
Design handle246.18XL
246.18D

Simple cement spatula n.24 - XLStyle handle

248.24XL



Simple cement spatula n.36 - Design handle

250.36D

PROSTHESIS INSTRUMENTS

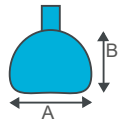
.....

ACTEON® imaging

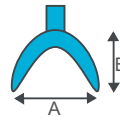


Impression trays n.1 - Thin straight edges

UPPER



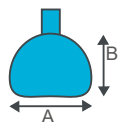
LOWER



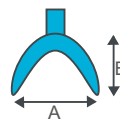
STANDARD SIZE 1 61x47mm	3040.U1	STANDARD SIZE 1 55x47mm	3040.L1
STANDARD SIZE 2 64x51mm	3040.U2	STANDARD SIZE 2 60x49mm	3040.L2
STANDARD SIZE 3 66x53mm	3040.U3	STANDARD SIZE 3 72x54mm	3040.L3
STANDARD SIZE 4 69x57mm	3040.U4	STANDARD SIZE 4 75x57mm	3040.L4
STANDARD SIZE 5 71x60mm	3040.U5	STANDARD SIZE 5 76x59mm	3040.L5
STANDARD SIZE 6 73x62mm	3040.U6	STANDARD SIZE 6 78x61mm	3040.L6

Impression trays n.2 - Retentive edges

UPPER

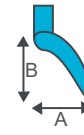


LOWER



STANDARD SIZE 1 61x47mm	3041.U1	STANDARD SIZE 1 55x47mm	3041.L1
STANDARD SIZE 2 64x51mm	3041.U2	STANDARD SIZE 2 60x49mm	3041.L2
STANDARD SIZE 3 66x53mm	3041.U3	STANDARD SIZE 3 72x54mm	3041.L3
STANDARD SIZE 4 69x57mm	3041.U4	STANDARD SIZE 4 75x57mm	3041.L4
STANDARD SIZE 5 71x60mm	3041.U5	STANDARD SIZE 5 76x59mm	3041.L5
STANDARD SIZE 6 73x62mm	3041.U6	STANDARD SIZE 6 78x61mm	3041.L6

Half impression trays



3040.L6D

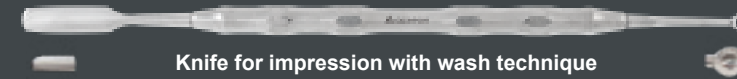
Half impression tray
Upper right
pierced - 39x61mm



3040.L6S

Half impression tray
Lower left
pierced - 39x61mm

Other instruments



Knife for impression with wash technique
Design handle

453.00D



Crown remover

105.00



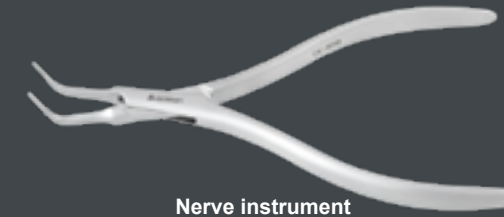
Crown setter

3087.00



Tweezers for articulating paper

433.00



Nerve instrument

751.00



FURRER plier

897.00







PERIODONTIC INSTRUMENTS

.....



ACTEON® imaging



Scalers

	Double scaler M23 - XLStyle handle	404.23XL
	Double scaler CRANE KAPLAN CK6 - XLStyle handle	404.06XL
	Double scaler CRANE KAPLAN mini CK6 XLStyle handle	404.08XL
	Double scaler CRANE KAPLAN micro CK6 curved posterior area scaling - XLStyle handle	404.05XL
	Simple scaler I.N.A. n.1 - Design handle	183.01D
	Simple scaler I.N.A. n.7 - Design handle	183.07D
	Simple scaler I.N.A. n.33 - Design handle	183.33D
	Double sharp instrument KIRKLAND 15/16 XLStyle handle	411.15XL

Graduated probes

	Graduated curved probe - laser marker 3/6/9mm XLStyle handle	418.02XL
	Graduated probe WILLIAM NF14 foam tip laser marker 3/6/9/11/13/16mm XLStyle handle (picture) Design handle	418.00XL 418.00D
	Graduated probe WILLIAM NF14 foam tip laser marker 3/6/9mm - Design handle	418.01D
	Graduated probe - rounded tip - XLStyle handle (picture) Graduated probe - rounded tip - Design handle	271.00XL 271.00D

Dr Roos periosteal elevator

3 IN 1 - ALL THE ADVANTAGES OF AN ELEVATOR, A RETRACTOR AND THE VISION OF AN EXCELLENT MIRROR!

- Retract soft tissues with osseous support
- The integrated mirror allows precise visual control of the surgical act during its realization



L 4mm

Dr Roos periosteal elevator XLStyle handle	407.05XL.
---	------------------

ENDOSURGERY INSTRUMENTS


.....

ACTEON® imaging



endosurgery

APPROACHING ENDODONTIC APICAL MICRO-SURGERY WITH PROCEDURE-SPECIFIC INSTRUMENTS



- 100% designed for apical micro-surgery
- Saving the tooth or the prosthetic reconstruction work
- Developed with 2 exclusive endodontics
- The best optical chain pre- & post-operative X-ray, Pure Reflect®

In today's world of minimally invasive solutions, the goal of dental treatment is to save the tooth before considering the extraction.

Manual instruments have a key role to play in endodontic micro-surgery; they need to fit the anatomical constraints of surgical sites in order to increase the chances of success of root canal retrofilling.

The Endosurgery Kit meets these requirements thanks to the well-adjusted instruments and micro-mirrors, providing clear and true image reflection and offering the benefits of the best optical chain from the microscope to the micro-mirror.

endosurgery essential



CHOOSING WHAT IS ESSENTIAL

- For practitioners who already have a standard surgery kit, we have gathered in one kit the 11 new instruments that are essential for apical endodontic microsurgery
- Finely adjusted instruments with adapted angulations to work in small cavities

endosurgery integral



CHOOSE A COMPLETE KIT DEPENDING ON YOUR LEVEL OF EQUIPEMENT

- The Integral Endosurgery Kit includes all the instruments of the Essential Endosurgery Kit, plus the standard surgery instruments
- Complete, ready-to-use kit compliant with the endodontic surgical protocol

Endosurgery kits



EndoSurgery Essential kit - 11 instruments

- Mini-blade holder
- Flap retractor
- Dual probe (periodontal probe and n.17 explorer)
- Lucas curette
- Inflammatory tissue curette n.1 and n.2
- Pure Reflect® micromirror Ø3mm
- Pure Reflect® micromirror 7x2mm - rectangular
- Micro mirror dual handle
- Filling material spatula
- Dual endo-plugger
- Dual plugger / burnisher instrument and mini-excavator

230XL



EndoSurgery Integral kit - 17 instruments

- Mini-blade holder
- Flap retractor
- Dual probe (periodontal probe and n.17 explorer)
- Lucas curette
- Inflammatory tissue curette n.1 and n.2
- Pure Reflect® micromirror Ø3mm
- Pure Reflect® micromirror 7x2mm - rectangular
- Micro mirror dual handle
- Filling material spatula
- Dual endo-plugger
- Dual plugger / burnisher instrument and mini-excavator
- Blade holder
- XL handle + Mirror Pure Reflect® n.4
- Castroviejo needle holder with tungsten carbide jaws
- Lagrange scissors with tungsten carbide jaws
- 3-blade retractor kit
- Perry tweezers

231XL

Endosurgery instruments



Surgical cassette (without instrument)
285x92x37 mm + 2 clips for scissors and
needle-holder

233.20



Mini-blade holder - XLStyle handle

610.01XL



Flap retractor - XLStyle handle

407.16XL



Dual probe (periodontal probe + N°17 explorer)
XLStyle handle

263.18XL



Lucas curette - XLStyle handle

135.87XL



Inflammatory tissue curette n.1 - XLStyle handle

412.07XL



Inflammatory tissue curette n.2 - XLStyle handle

412.13XL

Endosurgery instruments



Pure Reflect® micromirror Ø3mm - round

MP3303PH



Pure Reflect® micromirror 7x2mm - rectangular

MP3306RPH



Micromirror XLStyle Dual handle

210.02XL



Filling material spatula - XLStyle handle

193.10XL



Dual endo-plugger - XLStyle handle

230.01XL



Dual plugger / burnisher instrument - XLStyle handle

230.00XL



Mini excavator - XLStyle handle

164.19XL



Blade holder - XLStyle handle

610.00XL



XLStyle handle + Pure Reflect® mirror n.4

210.36XL



CASTROVIEJO needle holder

747.02TC



LAGRANGE scissors

636.00TC



3-blades retractor kit

151.K




PERRY tweezers

222.02

EXTRACTION INSTRUMENTS

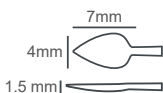
.....

ACTEON® imaging

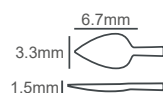


Dr Bernard syndesmotomes

STANDARD BLADE
























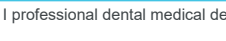

FINE BLADE



Non removable blades



Dr. Bernard handle for removable blades

	Standard non removable blade	237.00
	Standard removable blade	235.00
	Standard non removable blade	237.01
	Standard removable blade	235.01
	Fine removable blade	235.21
	Standard removable blade	235.02
	Fine removable blade	235.22
	Standard removable blade	235.03
	Fine removable blade	235.23
	Standard removable blade	235.04
	Fine removable blade	235.24
	Standard non removable blade	237.05
	Standard removable blade	235.05
	Fine removable blade	235.25
	Standard removable blade	235.06
	Fine removable blade	235.26
	Standard removable blade	235.07
	Fine removable blade	235.27
	Standard removable blade	235.08
	Fine removable blade	235.28
	Standard removable blade	235.09
	Fine removable blade	235.29
	Standard non removable blade	237.11
	Standard removable blade	235.11

Syndesmotomes



Dr Bernard syndesmotomes kit
with 2 handles, 9 removable fine blades,
11 standard removable blades

241.02

Aluminium box (empty)

242.00



CHOMPRET syndesmotome straight blade n.1
plain handle

264.01



CHOMPRET syndesmotome straight blade n.2
plain handle

264.02



CHOMPRET syndesmotome sickle blade n.3
plain handle

264.03



CHOMPRET syndesmotome for wisdom teeth n.4
plain handle

264.04



Periotome syndesmotome straight, fine
and flexible blade (wide 1mm) - plain handle

264.10



Periotome syndesmotome straight, fine
and flexible blade (wide 2mm) - plain handle

264.11



Periotome syndesmotome curved, fine
and flexible blade (wide 1mm) - plain handle

264.12

Removal blades elevator



Ergonomic light handle for removable blades

159.M



Removable blade n.52

159.52F



Removable blade n.54

159.54F



Removable blade n.55

159.55F



Removable blade n.56

159.56F



Removable blade n.60

159.60F

1 handle + 5 removable blades

159.K

Elevators luxators



Elevator luxator curved 3mm

159.3C



Elevator luxator straight 3mm

159.3D



Elevator luxator curved 5mm

159.5C



Elevator luxator straight 5mm

159.5D

Elevator



STANDARD HANDLE



2.5mm

156.50



White Apical 3mm

156.63



2.5mm

156.51



White Apical 3mm

156.65



3mm

156.52



Bein 3mm

156.66



Bein 5mm

156.53



Bein 4mm

156.67



4mm

156.55



Roy 3mm

156.69



5mm

156.57



Heidbrink apex 2mm

156.76



3mm

156.60



Heidbrink apex 2mm

156.77



3.5mm

156.61



Heidbrink apex 2mm

156.78

Kopp elevators



The Kopp elevators have a sharp edged helical groove that follows the root tip down and around cutting the ligament. there is a natural cutting action as the elevator moves apically.

Perfect for rotating around the root.



Kopp elevator left oriented

156.40



Kopp elevator right oriented

156.41

Other elevators



Elevator ergonomic handle

159.79



COUPLAND elevator

156.84



COUPLAND elevator

156.86



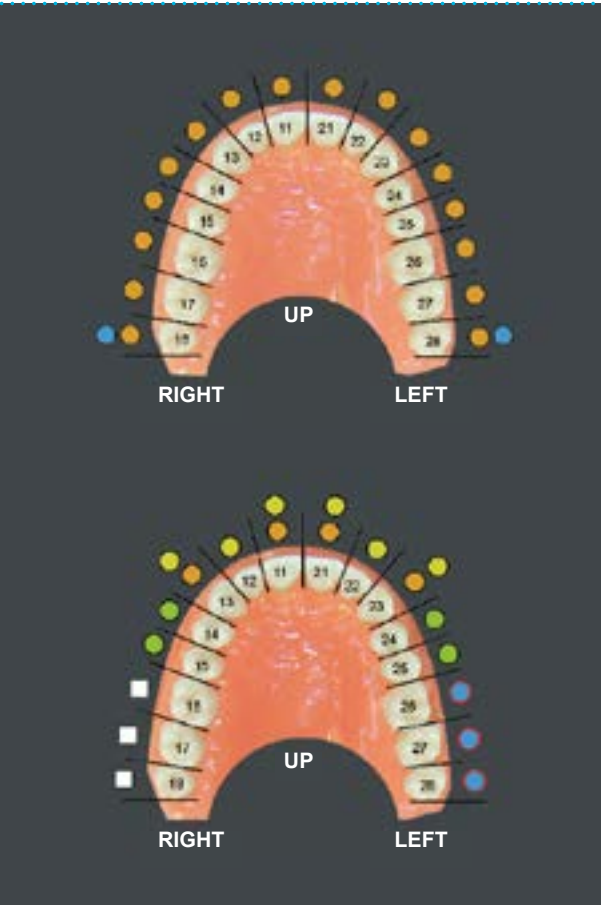
VIGNAL bayonet elevator

149.01



Forceps super-grip beak (adult)

Upper



290.02 Incisors & canines



290.01 Central incisors & canines



290.51 Roots



291.51 Roots




291.60 Extra slim jaws Roots




291.61 Short, extra slim jaws Roots



291.62 Extra slim jaws Roots



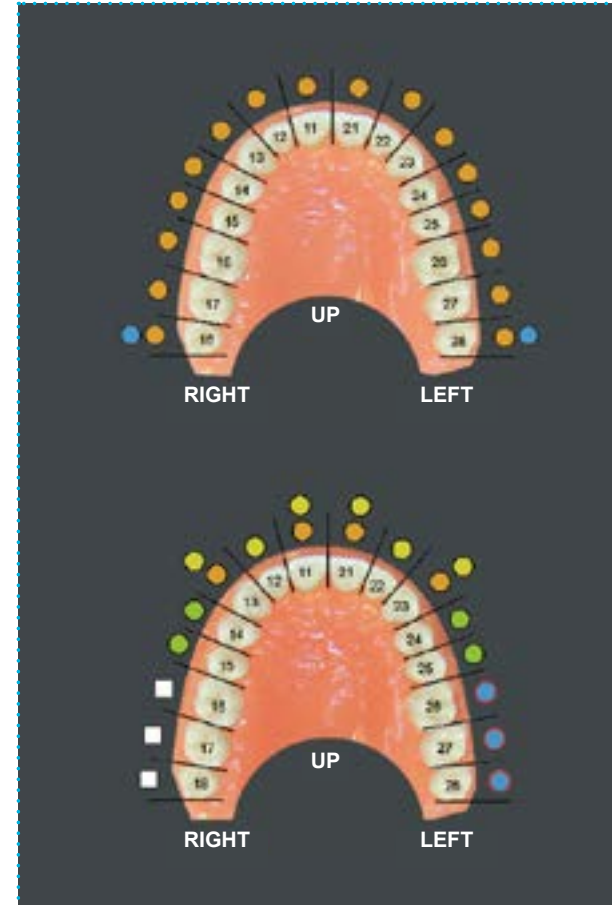
290.07 Bicuspids



290.17 Right molars



290.18 Left molars



291.67 Wisdoms

Forceps super-grip beak (adult)

Lower



REF. 290.04 Incisors & canines



REF. 291.74 Roots & Incisors



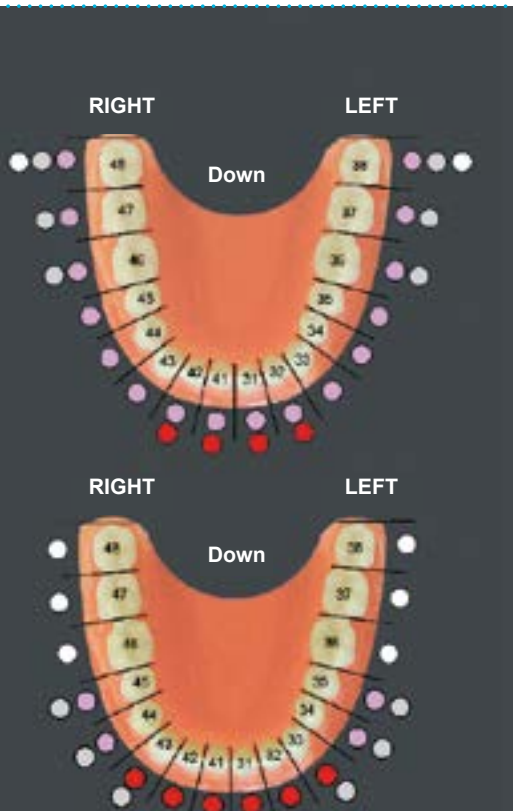
REF. 290.13 Canines & premolars



REF. 290.75 Canines & premolars



REF. 290.08 Premolars



REF. 290.33 Roots



REF. 291.86 Decayed Molars or with broken crown



REF. 290.21 Molars



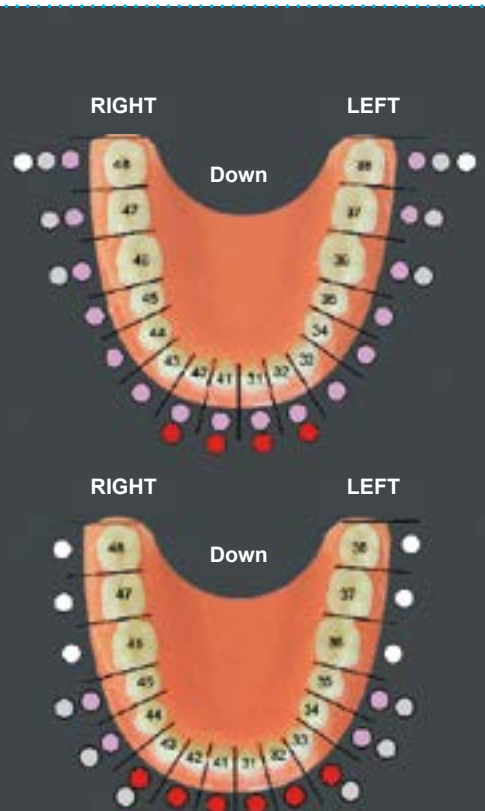
REF. 290.79 Wisdoms



REF. 290.22 Molars



REF. 290.73 Molars



Syndesmotome forceps (adult)



Lower roots

290.23



Upper

290.24



Lower

290.25

Standard forceps (child)



Lower - Premolars

291.13



Lower - Molars

291.22



Lower - Roots

291.33



Lower - Incisors & Canines

291.38



Upper - Roots

291.29



Upper - Incisors

291.37



Upper - Molars

291.39

Curettes



CHOMPRET curette n.1 - XLStyle handle

134.01XL



CHOMPRET curette n.2 - XLStyle handle

134.02XL



CHOMPRET curette n.3 - XLStyle handle

134.03XL



CHOMPRET curette n.4 - XLStyle handle

134.04XL



CHOMPRET curette n.5 - XLStyle handle

134.05XL



Granulation curette n.1 - XLStyle handle

131.01XL



Granulation curette n.2 - XLStyle handle

131.02XL



Granulation curette n.3 - XLStyle handle

131.03XL



LUER FRIEDMAN plier
fine jaws, 13cm

591.00



HEMINGWAY curette n.0 - XLStyle handle
HEMINGWAY curette n.0 - Design handle

135.00XL
135.00D



HEMINGWAY curette n.1 - XLStyle handle
HEMINGWAY curette n.1 - Design handle

135.01XL
135.01D



HEMINGWAY curette n.2 - XLStyle handle
HEMINGWAY curette n.2 - Design handle

135.02XL
135.02D



HEMINGWAY curette n.3 - XLStyle handle
HEMINGWAY curette n.3 - Design handle

135.03XL
135.03D



LUCAS curette n.85 - XLStyle handle
LUCAS curette n.85 - Design handle

135.85XL
135.85D



LUCAS curette n.86 - XLStyle handle
LUCAS curette n.86 - Design handle

135.86XL
135.86D

The instruments presented above correspond to the XL Style handle version

SURGERY INSTRUMENTS

.....

ACTEON® imaging



Goldman Fox scissors



Gum scissors curved - 11cm

620.01



GOLDMAN FOX scissors
curved, fine and sharp - 10.5cm

622.00



GOLDMAN FOX scissors TC*
curved, fine and sharp - 10.5cm

622.00TC



GOLDMAN FOX scissors
straight, fine and sharp - 10.5cm

621.00



GOLDMAN FOX scissors TC*
straight, fine and sharp - 10.5cm

621.00TC



GOLDMAN FOX scissors
straight, micro - 9cm

623.00



GOLDMAN FOX scissors
straight, sharp - 11cm

625.00



GOLDMAN FOX scissors
curved, sharp - 11cm

624.00

* Tungsten carbide

Class I professional dental medical devices - CE - Manufacturer: PRODONT HOLLIGER ACTEON® Group - France

Metzenbaum scissors



METZENBAUM scissors TC*
straight - 14cm

651.00TC



METZENBAUM scissors
curved - 14cm

652.00



METZENBAUM scissors TC*
curved - 14cm

652.00TC

Scissors



Scissors straight, sharp - 13cm

654.00



Scissors curved, sharp - 13cm

655.00



LAGRANGE scissors TC* - 11.5cm

636.00TC



CASTROVIEJO scissors TC*
Curved - 12cm

647.02TC

* Tungsten carbide

Class I professional dental medical devices - CE - Manufacturer: PRODONT HOLLIGER ACTEON® Group - France

Tweezers



Tissue tweezers straight - 14cm

222.07



Tissue tweezers straight, serrated jaws - 14cm

222.06



Tissue tweezers straight, serrated jaws - 18cm

222.09



Tissue tweezers flat jaws
Tissue or membrane graft - 12cm

222.13.



ADSON surgical tweezers with notching - 12.5cm

222.10



ADSON surgical tweezers - 12cm

222.11



ADSON surgical tweezers smooth - 12.5cm

222.12



Suture tweezers corn - 15cm

432.00

Forceps



Backhaus field forceps - 11cm

708.00



Backhaus field forceps - 9cm

707.00




LUER FRIEDMAN plier
fine jaws, 13cm

591.00



MOSQUITO haemostatic forceps
curved - 12cm

724.01



HEALSTEAD-MOSQUITO
Haemostatic forceps, straight - 12cm

723.00



HEALSTEAD-MOSQUITO
Haemostatic forceps, curved - 12cm

724.00



HEALSTEAD-MOSQUITO
Haemostatic forceps, curved - 12cm

726.00

Forceps



CRILLE haemostatic forceps straight - 14cm

729.00



CRILLE haemostatic forceps curved - 14cm

730.00



PEAN haemostatic forceps straight - 13cm

713.00

Needle-holders



MATHIEU needle-holder TC* - 14cm

743.00TC



MATHIEU needle-holder - 14cm

743.00



CASTROVIEJO needle-holder straight TC* - 15cm

747.01TC



CASTROVIEJO needle-holder curved TC* - 15cm

747.02TC



CRILLE WOOD needle-holder TC*
16cm

748.00TC

* Tungsten carbide

Class I professional dental medical devices - CE - Manufacturer: PRODONT HOLLIGER ACTEON® Group - France

Scalpels



n.4 BARD PARKER scalpel handle
for disposable sterile blade with plastic shield safety lock

600.04



Sterile blade n.23 x1
for n.4 Bard Parker handle

615.23



XLStyle blade holder for easy grip and roll

610.00XL



Economic standard handle

601.03



Sterile blade n.11 x100

615.11



Sterile blade n.15 x100

615.15

Class I professional dental medical devices - CE - Manufacturer: PRODONT HOLLIGER ACTEON® Group - France



IMPLANTOLOGY INSTRUMENTS

.....

ACTEON® imaging



Angulated convex osteotomes



Osteotome angulated convex - 2.7mm

350.01.



Osteotome angulated convex - 3.2mm

350.02.



Osteotome angulated convex - 3.7mm

350.03.



Osteotome angulated convex - 4.2mm

350.04.



Osteotome angulated convex - 5mm

350.05.



Set of 5 angulated convex osteotomes
Included: tray
Non included: stops and assembly tools

350.11



Set of 6 angulated conic convex osteotomes
Included: tray
Non included: stops and assembly tools

352.11

Angulated concave osteotomes



Osteotome angulated concave - 2.7mm

351.01.



Osteotome angulated concave - 3.2mm

351.02.



Osteotome angulated concave - 3.7mm

351.03.



Osteotome angulated concave - 4.2mm

351.04.



Osteotome angulated concave - 5mm

351.05.



Set of 5 angulated concave osteotomes
Included: tray
Non included: stops and assembly tools

351.11

Stop & assembly tool



Stop for osteotome - 2.3mm

200.00



Stop for osteotome - 2.7mm

200.11



Stop for osteotome - 3.2mm

200.12



Stop for osteotome - 3.7mm

200.13



Stop for osteotome - 4.2mm

200.14



Stop for osteotome - 5mm


200.20



Assembly tool

200.20

Implantology cassette



Implantology cassette

360XL

- Mirror handle
- Colledge satin tweezers
- Adson tweezers
- n°6 Probe
- CK6 scaler
- Hemingway bone curette
- Scalpel handle
- H.E.I. N°1 spatula
- Bone spoon
- Castroviejo needle-holder
- straight jaws
- Joseph scissors
- Contraangulated retractors
- Luxator elevator
- Sterilization tray

Retractors



FARABOEUF retractors - 12cm - x2

151.00



Contra-angled retractor

151.03



DAUTREY retractor - 13cm

151.02



DAUTREY retractor - 14cm

151.01

Scissors



LAGRANGE scissors TC* - 11.5cm

636.00TC



CASTROVIEJO scissors TC*
Curved - 12cm

647.02TC



METZENBAUM scissors TC*
straight - 14cm

651.00TC



METZENBAUM scissors TC*
curved - 14cm

652.00TC

Needle-holders



CASTROVIEJO needle-holder TC*
straight - 15cm

747.00TC



CASTROVIEJO needle-holder TC*
curved - 15cm

747.02TC

* Tungsten carbide

Mallet



POLITZER teflon mallet - 18cm - 150g

213.02

Bone curette



Drs Aubazac bone curette - XL Style handle

407.10XL

Pilars instrument



Pilars instrument - Design handle

206.10D

Dr Roos periosteal elevator

3 IN 1 - ALL THE ADVANTAGES OF AN ELEVATOR, A RETRACTOR AND THE VISION OF AN EXCELLENT MIRROR!

- Retract soft tissues with osseous support
- The integrated mirror allows precise visual control of the surgical act during its realization



Dr Roos periosteal elevator
XLStyle handle

407.05XL.

Elevators



BUD mini-elevator - 2-3mm - XLStyle handle

407.12XL



MOLT elevator - 4.5-3.5mm - XLStyle handle (picture)
MOLT elevator - 4.5-3.5mm - Design handle

407.07XL
407.07D



MOLT elevator - 5.5-4mm - XLStyle handle (picture)
MOLT elevator - 5.5-4mm - Design handle

407.08XL
407.08D



MOLT elevator - 7-5mm - XLStyle handle (picture)
MOLT elevator - 7-5mm - Design handle

407.09XL
407.09D



BENQUE elevator - Design handle - 4-6.5mm

407.01D



PRITCHARD elevator - 4.4-12mm - XLStyle handle (picture)
PRITCHARD elevator - 4.4-12mm - Design handle

407.03XL
407.03D



HOURIGAN elevator - 4-4.3mm - XLStyle handle

407.04XL

Surgical tweezers



Tissue tweezers flat jaws - tissue or membrane graft

222.13.



ADSON surgical tweezers with notching - 12.5cm

222.10



ADSON surgical tweezers - 12cm

222.11



ADSON surgical tweezers smooth - 12.5cm

222.12

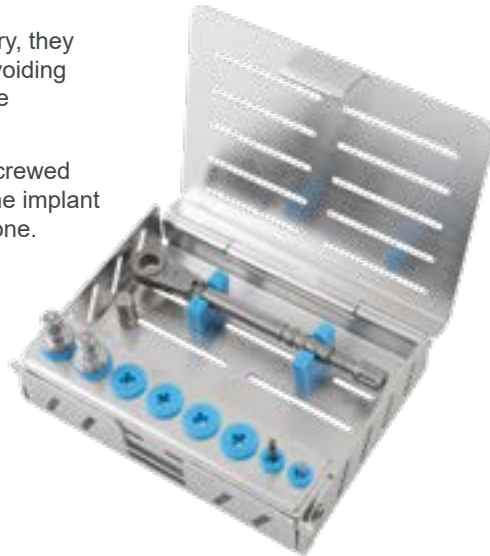


implant remover



SCREW AND IMPLANT EXTRACTION KIT

- Less traumatizing in implant surgery, they minimize the osseous losses by avoiding bone drilling and surgery during the extraction of an implant.
- Both left and right extractors are screwed and unscrewed alternatively into the implant to gradually separate it from the bone.



SCREW EXTRACTION

Broken screw removal may be caused by:
Excessive tightening force
Wear



IMPLANT EXTRACTION


Complications that may require an implant removal:

- No osteointegration / loss of osteointegration
- Positional anomalie of the implant
- Periimplantitis generating a bone loss




Implant remover kit - long extractors
with 1 sterilization tray, 1 key,
1 adapter, 1 screw extractor, 1 rounded bur
and 2 long implant extractors

300.24



Implant remover kit - short extractors
with 1 sterilization tray, 1 key,
1 adapter, 1 screw extractor, 1 rounded bur
and 2 short implant extractors

300.25



ImplantRemover sterilization tray
(empty)

300.02

Implant extractors for long tooth
Ø5mm

300.34

Implant extractors for short tooth
Ø4mm

300.56



Screw extractor

300.12



Rounded bur

300.11



Torque Ratchet Key - 10-40N/cm

300.01



Universal adapter

300.09

ORTHODONTIC INSTRUMENTS

.....

ACTEON® imaging





MIXES ALL YOUR ALGINATES IN 5 SECONDS WITHOUT BUBBLES

- Ecological
- Simple
- Fast
- Hypoallergenic

WARRANTY: 18 MONTHS

Weight: 18kg

Dimensions: 20x24x30cm

Alginate mixer
with 4 bowls, 1 dosing bottle, 1 spatula, 1 mixer

3055.00



Bowl for alginate mixer

3055.01



Spatula for alginate mixer

3055.02



Dosing bottle for alginate mixer

3055.03

Pliers & orthodontic instrument



MALLOTHY plier - 12.5cm
Wire and clasp bending pliers

877.00



ANGLE plier - 12cm

876.00



ADAMS plier - 12cm

875.00



ADERER plier - 12cm
jaw: 0.9mm

881.00



Sharp-cutting plier - Side snippers

832.00



Crown scissors curved jaws, smooth - 9cm

811.00



Crown scissors straight jaws, smooth - 9cm

810.00



Satin orthodontic tweezers
with flat streaked jaws for brackets

224.01



Satin orthodontic tweezers
with curved fine jaws for tubes

224.02

ACCESSORIES

.....

ACTEON® imaging



Sterilization cassettes



Easy clip tray (empty)
180x136x30mm
8 instruments - Material: PSU 90g

233.30



Surgical cassette (empty)
285x92x37mm + 2 clips for scissors and
needle-holder

233.20




ImplantRemover sterilization tray
(empty)

300.02



Sterilization tray
for 3 photographic mirrors
or 2 photographic mirrors + 1 handle
(sold empty)

233.19



Stainless steel tray with silicone
8 locations - 180x130x25mm


233.13



Stainless steel tray with silicone
10 locations - 180x130x25mm

233.14

Endodontic supports



Green endodontic support
8 locations

3121.10



Blue endodontic support
8 locations

3121.11

Trays



Tray - 20x10cm
Customize your trays with laser
etching starting from 20 pcs.

233.10



Tray - 20x15cm
Customize your trays with laser
etching starting from 20 pcs.

233.15

- Hygienic Aluminum control panel
- Silent PEHD cover
- Stainless steel Structure / 2 years guarantee
- Waterproof switch



Ultrasonics cleaner 5L

280x180x260mm - Usable volume 3.2L

PH500N

Ultrasonics cleaner 5L - beaker

280x180x260mm - Usable volume 3.2L

PH500NB

Ultrasonics cleaner 5L - 20-60°C

280x180x260mm - Usable volume 3.2L

PH500CN

Ultrasonics cleaner 5L - 20-60°C - beaker

280x180x260mm - Usable volume 3.2L

PH500CNB

MINI RECHARGEABLE GAS TORCH

protorch 4

PRECISE AND ADJUSTABLE FLAME

- 25ml
- Butane
- 1h20 autonomy
- 1300°C / 2372°F



PROTORCH 4 burner

20mB - 16.5th

FU31/0404



MINIFLAM gas cartridge - 400ml - x10

FU47-1603



AIRHOLY® warm air burner

FU37/2000R

ACTEON®
CONSUMABLES

ACTEON® imaging

PROSTHETICS

.....

ACTEON® imaging



expasyl
exact



expasyl



ENHANCE YOUR IMPRESSION ACCURACY

A TRIPLE ACTION

1 ASTRINGENT EFFECT

helps to completely dry the sulcus with no blood or fluids.

2 OPEN THE SULCUS

effectively with no pain or damage to tissues thanks to the viscosity carefully calculated with our clinical expertise.

3 PRESERVE EPITHELIAL ATTACHMENT*

for a reduced risk of gingival recession and bone resorption.

* Canula must not be inserted into the sulcus

EXPASYL™ PASTE USED BY EXPERTS

97% of Expasyl™ paste users **would recommend** this product to a colleague*

93% of Expasyl™ paste users say that **the sulcular opening obtained** with the product **is ideal for impression taking***

94% of Expasyl™ paste users find that the **application is very easy***

WHY CHOOSE EXPASYL™ RETRACTION PASTE?

Compared to traditional cords, Expasyl™ paste preserves gingival tissues and epithelial attachment.⁽¹⁾

Expasyl™ paste generates pressure 1.7 to 9.2 times greater than other retraction paste available on the market.⁽²⁾

Internal survey conducted in 2023 among 270 French dentists

ENSURE COMPLETE SUCCESS OF YOUR PROSTHETIC RESTORATIONS



Dr Erwan BOULIC
Dentist - France

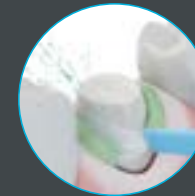
Expasyl™ paste allows full access to emergence profile to guarantee the most natural finish



EASILY APPLIED
20 SECONDS



WORKS IN
1-2 MINUTES
max



EASILY REMOVED
with a gentle
air/water spray



(1) Bennani V, Aarts JM, He LH. A comparison of pressure generated by cordless gingival displacement techniques. J Prosthet Dent. 2012 June;107(6):388-92.

(2) Klettke T, Schulte C. Force required to displace Pastes and gels for Gingival retraction. 2012 AADR Annual Meeting (Tampa, Florida) – Poster Session ID 1364.

Expasyl™ Exact



Expasyl™ Exact x 50

261 011



Expasyl™ Exact x 20

261 010



Universal applicator gun

260 920

Expasyl™



Expasyl™ Minikit
with 6 capsules + 12 straight cannulas
+ 1 applicator

294 100



Capsule strawberry flavour x 20

261 001



Capsule x 20

261 030



Bent cannulas x 40

261 045



Bent cannulas x 100

261 015



Straight cannulas x 40

261 040



Straight cannulas x 100

261 005



Manual applicator

260 900



chromalg'x

Alginate-based impression material

Indication

Dental impressions

Properties

- Chromatic alginate: its color changes according to the progression of setting reaction
- Blue color, raspberry flavour
- Setting time: 2min 20s to 2min 40s
- Complies with Standard ISO 1563: Alginate-based dental impression

Composition

Alginate salts, Mineral charge, Colouring agents and food flavourings



CHROMALG'X™ 2 x 500g bags, powder and water dosing system	263 617
---	----------------

CHROMALG'X™ ECO 12 x 500g bags, powder and water dosing system	263 618
--	----------------

CHROMALG'X™ CLINIC 24 x 500g bags, powder and water dosing system	263 619
---	----------------

Class I medical devices - CE - Manufacturer: PRODUITS DENTAIREs PIERRE ROLLAND ACTEON® Group - France

orthofast

Alginate-based impression material

Indication

Dental impressions

Properties

- Very short setting time, specially for orthodontics: 1 min 40s to 2min
- Orange colour, Apricot flavour
- Complies with Standard ISO 1563:1990: Alginate-based dental impression

Composition

Alginate salts, Mineral charge, Colouring agents and food flavourings



ORTHOFAST™ 2 x 500g bags, powder and water dosing system	263 621
--	----------------

ORTHOFAST™ ECO 12 x 500g bags, powder and water dosing system	263 622
---	----------------

ORTHOFAST™ CLINIC 24 x 500g bags, powder and water dosing system	263 623
--	----------------

Class I medical devices - CE - Manufacturer: PRODUITS DENTAIREs PIERRE ROLLAND ACTEON® Group - France

pralg'x

Alginate-based impression material

Indication

Dental impressions

Properties

- High resistant alginate
- Setting time: 2min 10s to 2min 30s
- Green colour, Mint flavour
- Complies with Standard ISO 1563:1990: Alginate-based dental impression

Composition

Alginate salts, Mineral charge, Colouring agents and food flavourings



PRALG'S™ 2 x 500g bags, powder and water dosing system	263 614
--	----------------

PRALG'S™ ECO 12 x 500g bags, powder and water dosing system	263 615
---	----------------

PRALG'S™ CLINIC 24 x 500g bags, powder and water dosing system	263 616
--	----------------

Class I medical devices - CE - Manufacturer: PRODUITS DENTAIREs PIERRE ROLLAND ACTEON® Group - France



kite surf putty soft

Addition silicone for precision impressions

Indication

Dual mixture impression (1 step), wash technique impression (2 steps) or triple viscosity impression

Properties

- Hydrophilic
- High viscosity
- Time management (snap-set effect)
- Bubble gum flavour

Kite Surf™ Putty Soft Normal Setting⁽¹⁾

1 x 300ml jar of base, 1 x 300ml jar of catalyst, 2 spoons

281 100

Kite Surf™ Putty Soft Fast Setting⁽¹⁾

1 x 300ml jar of base, 1 x 300ml jar of catalyst, 2 spoons

281 300



Composition

Polyvinylsiloxane, silica, excipients

kite surf putty soft XL

Addition silicone for precision impressions

Indication

Dual mixture impression (1 step), wash technique impression (2 steps) or triple viscosity impression

Properties

- Hydrophilic
- High viscosity
- Time management (snap-set effect)
- Bubble gum flavour
- Cartridges compatible with the most common mixing machines

Kite Surf™ Putty Soft XL Normal Setting⁽¹⁾

2 x 380ml XL cartridges (base and catalyst); 20 mixing tips and 2 locking rings

270 012

Kite Surf™ Putty Soft XL Fast Setting⁽¹⁾

2 x 380ml XL cartridges (base and catalyst); 20 mixing tips and 2 locking rings

270 004

Kite Surf™ XL mixing tips⁽²⁾ x 50

281 524



Composition

Polyvinylsiloxane, silica, excipients

kite surf heavy XL

Addition silicone for precision impressions

Indication

For filling impression trays when using the double-mixing technique

Properties

- Heavy bodied consistency, fast setting
- Cartridges compatible with the most common mixing machines

Kite Surf™ Heavy XL⁽¹⁾

2 x 380ml XL cartridges (base and catalyst); 20 mixing tips and 2 locking rings

270 005

Kite Surf™ XL mixing tips⁽²⁾ x 50

281 524



Composition

Polyvinylsiloxane, silica, catalyst, excipients

kite surf regular

Addition silicone for precision impressions

Indication

- Corrective impression in the dual mixture technique (suitable for injection)
- Single-phase impression with individual impression carrier

Properties

- Medium viscosity
- Total setting time: 5min 30s

Kite Surf™ Regular Normal Setting⁽¹⁾

2 x 50ml cartridges (base and catalyst) and 48 mixing tips

281 380

Kite Surf™ mixing tips⁽²⁾ x 48

281 537

Kite Surf™ oral tips⁽²⁾ x 96

281 538

Kite Surf™ applicator⁽²⁾

281 532



Composition

Polyvinylsiloxane, silica, catalyst, excipients

(1) Class I medical devices - CE - Manufacturer: PRODUITS DENTAIRE PIERRE ROLLAND ACTEON® Group - France

(2) Class I medical devices - CE - Manufacturer: PHASE - Italy - Distributed by: PRODUITS DENTAIRE PIERRE ROLLAND ACTEON® Group - France

kite surf monophase XL

Addition silicone for precision impressions

Indication

Single-phase precision impression with a single material for individual impression trays

Properties

- Medium bodied consistency, normal setting
- Cartridges compatible with the most common mixing machines



Composition

Polyvinylsiloxane, silica, catalyst, excipients

Kite Surf™ Monophase XL⁽¹⁾

2 x 380ml XL cartridges (base and catalyst); 20 mixing tips and 2 locking rings

270 006

Kite Surf™ XL mixing tips⁽²⁾ x 50

281 524

kite surf basic light

Addition silicone for high precision impressions

Indication

Dual mixture impression (1 step), wash technique impression (2 steps)

Properties

- High hydrophily
- Low viscosity
- Time management (snap-set effect)
- Bubble gum flavour



Composition

Polyvinylsiloxane, silica, catalyst, excipients

Kite Surf™ Basic Light Normal Setting⁽¹⁾

2 x 50ml cartridges (base and catalyst) and 48 mixing tips

281 375

Kite Surf™ Basic Light Fast Setting⁽¹⁾

2 x 50ml cartridges (base and catalyst) and 48 mixing tips

281 370

Kite Surf™ mixing tips⁽²⁾ x 48

281 537

Kite Surf™ oral tips⁽²⁾ x 96

281 538

Kite Surf™ applicator⁽²⁾

281 532

(1) Class I medical devices - CE - Manufacturer: PRODUITS DENTAIRE PIERRE ROLLAND ACTEON® Group - France

(2) Class I medical devices - CE - Manufacturer: PHASE - Italy - Distributed by: PRODUITS DENTAIRE PIERRE ROLLAND ACTEON® Group - France

kite surf light

Addition silicone for high precision impressions

Indication

Dual mixture impression (1 step), wash technique impression (2 steps)

Properties

- High hydrophily
- Low viscosity - or very fluid consistency
- Time management (snap-set effect)
- Bubble gum flavour



Composition

Polyvinylsiloxane, silica, catalyst, excipients

Kite Surf™ Light Normal Setting⁽¹⁾

2 x 50ml cartridges (base and catalyst) and 48 mixing tips

281 150

Kite Surf™ Light Fast Setting⁽¹⁾

2 x 50ml cartridges (base and catalyst) and 48 mixing tips

281 350

Kite Surf™ mixing tips⁽²⁾ x 48

281 537

Kite Surf™ oral tips⁽²⁾ x 96

281 538

Kite Surf™ applicator⁽²⁾

281 532

kite surf occlusion

Bite registration material

Indication

Bite registration material based (addition curing silicone)

Properties

- Colour: yellow
- Fast setting
- Easy to use (thixotropic)
- High final hardness
- Dimensionally stable up to x days



Composition

Polyvinylsiloxane, silicone dioxide, excipients

Kite Surf™ Occlusion⁽¹⁾

2 x 50ml cartridges (base and catalyst), 12 mixing tips and 12 intraoral tips

281 175

Kite Surf™ mixing tips⁽²⁾ x 48

281 537

Kite Surf™ applicator⁽²⁾

281 532

gumak addition putty soft

Impression material based on addition curing silicone
(vinyl polysiloxane)

Indication

Double mixing technique (1 phase); Dual impression technique
(wash-technique; 2 phases)

Properties

- Complies with ISO 4823 standard
"Dentistry Elastomeric impression materials"

Gumak™ Addition Putty Soft Normal Setting⁽¹⁾

1 x 300ml jar of base, 1 x 300ml jar of catalyst, 2 spoons

241 120

Gumak™ Addition Putty Soft Fast Setting⁽¹⁾

1 x 300ml jar of base, 1 x 300ml jar of catalyst, 2 spoons

241 100



Composition

Polyvinylsiloxane,
Silica, Excipients

gumak addition light

Hydro-compatible impression material based on
addition curing silicone (vinyl polysiloxane)

Indication

Corrective impression in the dual impression (wash-technique)
and in the dual mixture techniques

Properties

- Complies with ISO 4823 standard
"Dentistry Elastomeric impression materials"

Gumak™ Addition Light Normal Setting⁽¹⁾

2 x 50ml cartridges (base and catalyst) and 12 single-use mixing tips

264 300

Gumak™ Addition Light Fast Setting⁽¹⁾

2 x 50ml cartridges (base and catalyst) and 12 single-use mixing tips

264 200

Kite Surf™ mixing tips⁽²⁾ x 48

281 537

Kite Surf™ oral tips⁽²⁾ x 96

281 538

Kite Surf™ applicator⁽²⁾

281 532



Composition

Polyvinylsiloxane,
Silica, Excipients



(1) Class I medical devices - CE - Manufacturer: PRODUITS DENTAIRE PIERRE ROLLAND ACTEON® Group - France

(2) Class I medical devices - CE - Manufacturer: PHASE - Italy - Distributed by: PRODUITS DENTAIRE PIERRE ROLLAND ACTEON® Group - France

cav-hycal

Light-curing, radiopaque one-component material containing calcium hydroxide

Indications

- Indirect pulp capping
- Cavity liner

Properties

- One-component material
- Radiopaque.
- High compressive and tensile strength

Cav-Hycal™

2 x 2ml syringes and 20 disposable tips

213 876

Class IIa medical device (MEDCERT) - CE 0482 - Manufacturer: MP Medical Product - Germany
Distributed by: PRODUITS DENTAIREs PIERRE ROLLAND ACTEON® Group - France



coolsin plus

Self-cure resin for temporary bridges and crowns

Indication

Temporary crowns and bridges

Properties

- Natural and aesthetic shades
- Flexural strength > 100 MPa
- Very thin oxygen inhibition layer
- Easy finishing & polishing

Coolsin™ Plus

1 double cartridge of 50ml, 10 single-use mixing tips

201 070

Coolsin™ Plus mixing tips x 100

200 073

Class IIa medical device (TUV Rheinland) - CE 0197 - Manufacturer: G-Pharma - France
Distributed by: PRODUITS DENTAIREs PIERRE ROLLAND ACTEON® Group - France



pr scell glass ionomer

Cementation of crowns, bridges and inlays

Properties

- Excellent handling properties
- Low film thickness
- Long working time
- It releases fluoride
- Radiopaque

Complies with ISO 9917-1

"Dentistry - Water-based cements - Part 1: Powder/liquid acid-base cements"

Composition

- Powder: fluoroaluminosilicate glass, excipients
- Liquid: acrylic acid and tricarboxylic acid copolymers, excipients

PR SCELL™ Glass-Ionomer

15g of powder, 8ml of liquid, 1 powder spoon

213 770

Class IIa medical device (GMED) - CE 0459 - Manufacturer: PRODUITS DENTAIREs PIERRE ROLLAND ACTEON® Group - France



pr bond

Light & dual-cure desensitizing bonding system

Properties

- Light & dual cure: Used alone, Part A is a light-cure bonding. When mixed with Part B (activator), the bonding system become dual-curing
- Shear strength: ~ 13 Mpa
- No post-operative sensitivity, due to the action of benzalkonium chloride
- Fluoride release

PR BOND™

2 bottles of liquid (5ml adhesive + 5ml catalyst)

200 948

Class IIa medical device (TUV Rheinland) - CE 0197 - Manufacturer: G-Pharma - France
Distributed by: PRODUITS DENTAIREs PIERRE ROLLAND ACTEON® Group - France



pr etch

Etching gel for the surface treatment of enamel and dentin

Properties

- Thixotropic gel: remains in place on the tooth but rinses off easily and quickly, without leaving residues
- Blue color for a good contrast

Composition

- 38% phosphoric acid

PR Etch™

4 x 1.5g syringe of gel, 8 disposal needle tips applicators

200 322

Class IIa medical device (TUV Rheinland) - CE 0197 - Manufacturer: G-Pharma - France
Distributed by: PRODUITS DENTAIREs PIERRE ROLLAND ACTEON® Group - France



quick'n post

Glass fiber endodontic posts and drills

Indication

Posts for dental reconstruction, particularly for teeth with little or no remaining crown tissue

Properties

- Translucent glass fiber
- Conical-cylindrical shape respecting the shape of the root canal
- Highly resistant: modulus of elasticity similar to dentin
- Retentive surface: highly adhesion with cements
- Radiopaque
- Biocompatible
- Single use [posts]
- Easy to identify thanks to its coloured central axis
- Easy to remove, if clinically required, its coloured soft micro-fiber filament permits to guide instruments for drilling it

Composition

- Post: composite reinforced with glass fiber (≈ 70% in vol) in an epoxy resin matrix
- Drill: stainless steel



Quick'n Post™

Kit: 15 posts (5 size 1, 5 size 2, 5 size 3) + 3 drills

251 185



Posts size 0 x 10
inferior incisors (refill only)

251 189

Posts size 1 x 10
inferior incisors and first superior premolars

251 186

Posts size 2 x 10
inferior incisors and first superior premolars

251 187

Posts size 3 x 10
inferior incisors and first superior premolars

251 188



Drill size 0 x 1

251 181

Drill size 1 x 1

251 182

Drill size 2 x 1

251 183

Drill size 3 x 1

251 184



QUICK'N POST SIZE (mm)	0	1	2	3
MAXIMUM DIAMETER	1.20	1.40	1.60	1.80
MINIMUM DIAMETER	0.70	0.80	0.80	0.90
CONICITY (%)	0.04	0.05	0.066	0.08
LENGHT	19	19	19	19

Class IIa medical device (ICIM) - CE 0425 - Manufacturer: OVERFIBERS S.r.l. - Italy
Distributed by: PRODUITS DENTAIREs PIERRE ROLLAND ACTEON® Group - France

ENDODONTICS

.....

ACTEON® imaging



edetat

Root canal conditioner (chelator)

Properties

EDETAT enables the removal of pathological mineral material (various denticles, calcifications) and the enlargement of narrow or difficult-to-access canals. It solubilizes organic debris and lubricates the instruments used for canal wound care.

Composition

Edetic acid: 14% under dihemipotassium salt form, excipients

Edetat
14ml bottle

231 201

Class IIa medical device (GMed) - CE 0459 - Manufacturer: PRODUITS DENTAIRE PIERRE ROLLAND ACTEON® Group - France



salvizol E.D.T.A

Root canal irrigant

Properties

Thanks to its chelating properties, Salvizol™ E.D.T.A. dissolves the mineralizing screen, facilitating removal of the smear layer. It contains a quaternary ammonium salt to efficiently wet the dentin wall and produce a foam, thus avoiding apical sedimentation of debris. When used in combination with sodium hypochlorite (NaClO), Salvizol™ E.D.T.A. makes it possible to obtain clean dentin walls and satisfactory opening of the tubules, so that the canal can then be optimally obturated.

Composition

Edetic acid: 8g/100g under dihemipotassium salt form, excipients

SALVIZOL™ E.D.T.A.
250ml bottle

266 115

Class IIa medical device (GMed) - CE 0459 - Manufacturer: PRODUITS DENTAIRE PIERRE ROLLAND ACTEON® Group - France



MTA caps

Endodontic repair cement

Indications

- Root end filling (retrograde)
- Repair of root perforations during root canal therapy
- Pulp capping
- Root end filling (orthograde)

Properties

- Biocompatible
- Barrier impervious to bacteria and fluids
- Radiopaque
- Easy to use
- Delivered under single-use capsules

MTA* CAPS⁽¹⁾

1 aluminium bag with 2 pre-proportioned 0.3g-capsules

251 170

MTA* Appli caps⁽²⁾

213 675

(1) Class IIa medical device (MEDCERT) - CE 0482

(2) Class I medical device - CE - Manufacturer: First Scientific Dental GmbH - Germany
Distributed by: PRODUITS DENTAIRE PIERRE ROLLAND ACTEON® Group - France

* Mineral Trioxide Aggregate



hycal

Ready-to-use calcium hydroxide paste

Indications

Hycal™ is a calcium hydroxide paste indicated for application:

- Direct capping when pulp opened or after pulpotomy.
- Indirect capping for treatment of deep caries.
- Lining of cavities to prevent exposure to acid media when using cements
- Temporary filling of root-canals.

Properties

- Product ready to use.
- High pH (>12.5)
- Effective protection of the pulp.
- Formation of tertiary dentin.
- Radio-opaque.

HYCAL™

1 x 2ml syringe and 5 additional bended application cannulas

259 314

Class IIa medical device (MEDCERT) - CE 0482 - Manufacturer: MP Medical Product - Germany
Distributed by: PRODUITS DENTAIRE PIERRE ROLLAND ACTEON® Group - France



cortisomol sp

Powder for permanent sealing cement for root canals

Properties

Permanent root canal sealing allows the tooth to remain functional. The presence of prednisolone acetate (steroidal anti-inflammatory) may help to reduce painful postoperative reactions in patients, related to mechanical root canal treatment.

In addition, Cortisomol™ SP powder is radiopaque and, although without any colouring agent, its colour makes the canal entry easily visible.

The cement produced must be used in combination with gutta-percha cones.

Composition

Prednisolone acetate 1.1%; Diiodothymol; Zinc oxide; Baryum sulphate; Excipients



Cortisomol™ SP kit

Jar containing 23g of powder⁽¹⁾; 1 spoon⁽²⁾

221 606

(1) Class III medical device (GMED) - CE 0459

(2) Class I medical device - CE - Manufacturer: PRODUITS DENTAIRE PIERRE ROLLAND ACTEON® Group - France

eugenol pur

Liquid for zinc-oxide based cement

Properties

The eugenol confronted with bivalent metallic ions (Zn²⁺) forms a chelate: chemopolymerization.

To be used with Cortisomol™ SP powder.

Composition

Eugenol 100%



Eugenol Pur

60ml bottle

234 110

Class IIa medical device (GMed) - CE 0459 - Manufacturer: PRODUITS DENTAIRE PIERRE ROLLAND ACTEON® Group - France

sealite regular

Powder and liquid for permanent sealing cement for root canals

Properties

Cement allows the tooth to remain functional.

Forms an easy-to-apply, tight (very low solubility and disintegration after setting, in compliance with ISO 6876:2012), radiopaque cement with a homogeneous consistency.

Must be used with gutta percha cones.

Composition

- Sealite™ Regular powder: Diiodothymol - Zinc oxide - Radio-opacifier - Excipients
- Sealite™ Liquide: Eugenol - Excipients



Sealite™ Regular kit

25g of Sealite™ Regular Powder⁽¹⁾, 10ml of Sealite™ Liquide⁽¹⁾, 1 spoon⁽²⁾, 1 dropper⁽²⁾

266 264

Sealite™ Liquide⁽¹⁾

10ml (refill)

266 267

(1) Class IIa medical device (GMED) - CE 0459

(2) Class I medical device - CE

Manufacturer: PRODUITS DENTAIRE PIERRE ROLLAND ACTEON® Group - France

cimavit

Zinc oxide-based temporary filling cement

Properties

- Ready-to-use (no mixing)
- Waterproof
- Very good adherence to dentine
- Immediate setting time in mouth
- Easy to remove (probe, excavator, ...)
- Pink colour for a good contrast



Cimavit™

6 x 28g jars

213 859

Class IIa medical device (TUV Rheinland) - CE 0197 - Manufacturer: G-Pharma - France
Distributed by: PRODUITS DENTAIRE PIERRE ROLLAND ACTEON® Group - France

cimavit photo

Light-curing filling material for temporary restorations

Indications

All types of temporary fillings, temporary protection in inlay and onlay techniques

Properties

Ready-to-use material, does not stick to instruments, condensable, does not require a particular finishing of the cavity, ensures a hermetic seal (isolates the tooth from bacterial and thermal aggression).

In case of more than two weeks' stay in mouth, and in occlusal or marginal areas, reinforcement with composite is recommended.
Good aesthetic translucency. Its elastic consistency facilitates its removal in one bloc.

Cimavit™ Photo

2 x 4g syringes

213 830

Class IIa medical device (MEDCERT) - CE 0482 - Manufacturer: MP Medical Product - Germany
Distributed by: PRODUITS DENTAIREs PIERRE ROLLAND ACTEON® Group - France



desocclusol orange

Solvent for eugenate root canal filling cements

Properties

Facilitates mechanically the removing of the fillings from the root-canal:

- High dissolving capacity of zinc-oxide / eugenol based cement and gutta percha
- Good local tolerability

Composition

Orange essential oil

Desocclusol™ Orange

14ml bottle

226 022

Class IIa medical device (GMed) - CE 0459 - Manufacturer: PRODUITS DENTAIREs PIERRE ROLLAND ACTEON® Group - France



PROPHYLAXIS & PERIODONTICS

.....

ACTEON® imaging



etik collagene

Hemostatic surgical dressing

Properties

Collagen is a fibrillar protein naturally present in all connective tissues. Lyophilized collagen in cylindrical form displays hemostatic activity due to its adhesive power, liquid absorption and gelification properties. The collagen cylinder moulds itself into the hemorrhagic surface where it adheres strongly upon mechanical compression, thus promoting the formation and maintenance of a platelet clot (coagulation). The collagen cylinders are resorbable.

Composition

Native, non-denatured, lyophilized bovine collagen (mainly type I collagen): 100%. This device contains tissues of animal origin under regulation (EU) no. 722/2012. Dimensions: diameter ≈ 10mm, height ≈ 16mm



Etik™ Collagene

25 unit-packaged sterile cylinders (in blister packs)

281 970

Class III medical device (GMED) - CE 0459 - Manufacturer: PRODUITS DENTAIREs PIERRE ROLLAND ACTEON® Group - France

hemostasy

Hemostatic surgical dressing

Indication

To be used in all cases of moderate bleeding occurring in routine dental practice (scaling, etc.)

Properties

- Thixotropic properties
- Good adhesion to the gingival mucosa, without compression
- Presence of aluminum chloride which reinforces its mechanical haemostatic effect
- Placed directly in the mouth with the single-use angled cannula
- Easily located due to its color
- Easily removed by gentle water spray without resumption of bleeding
- Painless on a healthy periodontium
- Contact time: 2 minutes max.



Hemostasy™ kit

2 x 2g-syringes⁽¹⁾ + 40 cannulas⁽²⁾

246 200

Hemostasy™ seringues

2 x 2g-syringes⁽¹⁾

246 050

Hemostasy™ cannulas⁽²⁾ x 40

246 100

(1) Class IIa medical device (GMED) - CE 0459

(2) Class I medical device - CE - Manufacturer: PRODUITS DENTAIREs PIERRE ROLLAND ACTEON® Group - France

soie dentaire

Non-resorbable silk strands

Indication

Dental suture in dental surgery and stomatology

Properties

- Soie dentaire 3/0: Needle: length 18mm, radius of curvature 3/8ème, non-traumatising triangular shape. Strand: diameter Dec 2, length 45cm.
- Soie dentaire 4/0: Needle: length 12mm, radius of curvature 3/8ème, non-traumatising triangular shape. Strand: diameter Dec 1,5, length 45cm.
- Soie Dentaire is non-resorbable silk strands obtained by braiding varying numbers of silk strands depending on the desired thickness. Soie Dentaire is coated with natural wax after braiding. It is black, not very elastic but very flexible. It is easy to handle and improves surgical comfort considerably as it has almost no shape memory.

Composition

- Needle: stainless steel
- Strand: silk = proteinic fibre (fibroin) made essentially of repeated amino-acids sequences from the unwinding of silkworm's cocoons



Dental Silk sutures 4/0 DEC 1

12-pouch case

280 201

Dental Silk sutures 3/0 DEC 1

12-pouch case

280 101

Class IIb medical device (MEDCERT) - CE 0482 - Manufacturer: PETERS SURGICAL - France
Distributed by: PRODUITS DENTAIREs PIERRE ROLLAND ACTEON® Group - France

sitsalicine

Polishing teeth after scaling

Properties

Silica is a mildly abrasive powder which gives the paste its polishing properties, eliminating the micro-roughness that is present after scaling, without damaging the enamel or gums. A flavouring compound gives its pleasant, refreshing taste.



Sitsalicine™

60g tube

277 803

Class IIa medical device (GMED) - CE 0459 - Manufacturer: PRODUITS DENTAIREs PIERRE ROLLAND ACTEON® Group - France

EFFICACY & SAFETY FOR DENTAL ANESTHESIA

ACTEON®'s
expertise in
anesthesia

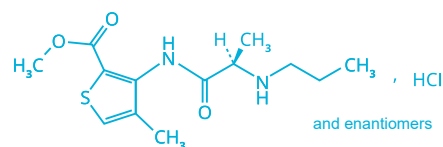
ARTICAINE
has been used
for almost
40 years



primacaine
adrenaline

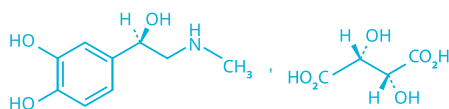
ARTICAINE HYDROCHLORIDE

- Local anaesthetic with an amide function
- Interrupts the nerve impulse along the nerve fibre at the injection site



EPINEPHRINE (ADRENALINE) TARTRATE

- Delays the passage of articaine into the systemic circulation and maintains an active tissue concentration
- Little hemorrhagic operative field
- 2 concentrations of adrenaline are proposed: 1/100 000 or 1/200 000



Manufacturing process



LOW LEVEL OF PRESERVATIVE

Choose Primacaine™ to limit the risk of allergies


- Low rate of sulfites
- No sodium edetate
- Latex-free



100% STERILE PROCESS

Manufacturing process by sterilizing filtration (no final sterilization by autoclave)

- Undegraded epinephrine
- Absence of potentially toxic impurities
- Maintains pH for optimal efficiency



PRODUCT SAFETY

Electronic optical control of all the cartridges:

- Maximum reliability
- Constant quality

primacaine adrenaline 1/200000

Injectable solution for dental use

Indication

Local or loco-regional anaesthesia in odonto-stomatological practice.
This presentation is especially suitable for procedures requiring a high degree of ischaemia

Its advantages

- Contains 4% Articaine Hydrochloride and 1/100,000 adrenaline
- Less manufacturing stages: Faster manufacturing procedure making it possible to reduce the potential risks of oxidation of the adrenaline
- Sodium edetate-free
- Low Sulphite content*: 0.85mg sodium metabisulphite per cartridge, i.e. 0.337mg/ml in equivalent SO₂



Primacaine™ Adrenaline 1/200 000
Box of 50 cartridges

262 220

Summary of product characteristics at the end of the catalogue.
This product is a medicinal product. Available only if registered by the National Competent Authorities.
Not available in UE except France

primacaine adrenaline 1/100000

Injectable solution for dental use

Indication

Local or loco-regional anaesthesia in odonto-stomatological practice

Its advantages

- Contains 4% Articaine Hydrochloride and 1/200,000 adrenaline
- Less manufacturing stages: Faster manufacturing procedure making it possible to reduce the potential risks of oxidation of the adrenaline
- Sodium edetate-free
- Low Sulphite content*: 0.85mg sodium metabisulphite per cartridge, i.e. 0.337mg/ml in equivalent SO₂



Primacaine™ Adrenaline 1/100 000
Box of 50 cartridges

262 215

Summary of product characteristics at the end of the catalogue.
This product is a medicinal product. Available only if registered by the National Competent Authorities.
Not available in UE except France

xylorolland sans vasoconstricteur

Injectable solution for dental use

Indication

- Local or loco-regional anaesthesia in odonto-stomatological practice
- This preparation is particularly used when the use of a vasoconstrictor is not recommended

Its advantages

- Contains 2% Lidocaine Hydrochloride
- Low sodium metabisulphite content: 0.15%



Xylorolland™ sans Vasoconstricteur
Box of 50 cartridges

291 462

Summary of product characteristics at the end of the catalogue.
This product is a medicinal product. Available only if registered by the National Competent Authorities.
Not available in UE except France

friljet

Local cryoanaesthesia Pulp vitality test (cold sensivity)

Indication

- Local cryoanaesthesia for short procedures: abscess incision, extraction of deciduous teeth, roots, pyorrhoeic teeth, desensitisation of the injection point
- Pulp vitality test: Lowering of the temperature of the dental enamel causes a stimulation of the dental pulp (slight pain) making it possible to check the vitality of the tooth tested.

Properties

The tetrafluoroethane contained in Friljet™ exerts an anaesthetic action by cooling: its fast evaporation from the surface to which it is applied causes a significant reduction of the temperature of this surface for several dozen of seconds. When the temperature reduction reaches the synaptic transmission threshold, surface anaesthesia occurs.



Friljet™ Spray
200g (171.5ml) bottle + cannula

239 803

Class IIa medical device (GMED) - CE 0459 - Manufacturer: PRODUITS DENTAIRE PIERRE ROLLAND ACTEON® Group - France



This product induces a tissue temperature reduction down to -25°C, and may cause tissue necrosis if the directions for use are not respected.
Routinely use FRILJET™ with the cannula.

aiguilles dentaires stériles

Injections for local anaesthesia

Properties

- European thread hub
- Plastic hub
- Silicone coated
- Triple bevel
- Sterile
- Complies with NF EN ISO 7885 standard "Dentistry - Sterile injection needles for single use"



Sterile dental needles 8/40 201 441

Sterile dental needles 12/30 201 440

Sterile dental needles 16/30 201 444

Sterile dental needles 21/30 201 445

Sterile dental needles 21/40 201 446

Sterile dental needles 35/50 201 448

Class IIa medical devices (BSI) - CE 2797 - Manufacturer: SOFIC - France
Distributed by: PRODUITS DENTAIRE PIERRE ROLLAND ACTEON® Group - France



RISK OF PUNCTURE: Never recap needles by hand. Use only accepted dental recapping procedures. Recapping needles by hand or recapping bent or broken needles can cause unintended needle sticks. In all cases, used needles must be placed in specific containers intended for this purpose, provided for their destruction."



HYGIENE

.....

ACTEON® imaging



METALLIC TIPS

DID YOU KNOW?

It is impossible to clean correctly the inside of reusable tips due to the presence of biofilm.⁽¹⁾



Metallic tip after 1 year use

- Not effective cleaning of reusable tips in the long-term.
- Hygiene maintenance takes time between two patients.



With regard to cleaning and sterilization, disposable tips were found to be more acceptable in clinical use than metal tips.⁽¹⁾

(1) M. Inger, V. Bennani, M. Farella, F. Bennani, R. D. Cannon. Efficacy of air/water syringe tip sterilization. Australian Dental Journal 2014; 59: 87-92 - R. Puttaiah et al. Rationale for using single-use disposable air/water syringe tips. Compendium. 1999;20(11):1056-1069

riskontrol

Disposable tips

YOUR DAILY ROUTINE





- Save time & money
- Ensure your clinical protection
- Protect your patient
- Meet your expectations for your different procedures
- Reach easily difficult-to-access areas
- Avoid risk of ingestion

(2) ML Silva, M. Zumpe, J. Lespinasse, M. Aulois-Griot. Cost comparison of reusable and disposable air/water syringe tips in a large French teaching hospital. Swiss Dental Journal 2017

universal solution

Match with your air/water syringe

RISKONTROL® adapters are available for more than 150 types of dental chairs.



Find the adapter that matches perfectly with your equipment in our adapters guide



Adapters guide



art
by riskontrol



Non sterile orange/mandarine tips
x 250

201 701



Non sterile grey/liquorice tips
x 250

201 702



Non sterile green/anise tips
x 250

201 703



Non sterile purple/black currant tips
x 250

201 704



Non sterile white/mint tips
x 250

201 700



total protec
by riskontrol



Non sterile white tips
x 100 - with plastic sheath

201 751

Non sterile blue tips
x 100 - with plastic sheath

201 750



classic
by riskontrol



Non sterile white tips
x 250

201 664



Non sterile blue tips
x 250

201 665



Non sterile yellow tips
x 250

201 666



Non sterile green tips
x 250

201 667



Non sterile pink tips
x 250

201 668

Class I medical devices - CE - Manufacturer: PRODUITS DENTAIRE PIERRE ROLLAND ACTEON® Group - France



sterile
by riskontrol



Tips under individual blisters
x 96 - sterilized with ethylene oxide

201 770

Class Is medical device (GMED) - CE 0459 - Manufacturer: PRODUITS DENTAIRE PIERRE ROLLAND ACTEON® Group - France





















Adapters for air/water syringe





















The Riskontrol® range includes different adapters able to equip about a large number of dental chairs.

The adapter is left permanently in place. You just need to change the tips between each patient.

The adapters are delivered with 1 protective cap and, depending on the types, with a replacement O-ring to ensure optimal functioning of your syringe.

Contact your area dealer to determine the correct adapter for your dental chair.

ADEC INOX (NV)  200 195	ADEC NEW (NV)  200 205
BELMONT NEW (NV)  200 158	CAS INOX (NV)  200 198
CASTELLINI LOGO NEW (NV)  200 194	CASTELLINI V (NV)  200 163
CEFLA INOX (NV)  200 197	D.C.I. (NV)  200 152
DENTALEZ (NV)  200 164	ENGLE (NV)  200 194
FA E (NV)  200 165	FA E2 (NV)  200 166
FA C (NV)  200 167	FA C2 (NV)  200 168
FA S1 (NV)  200 182	FLEX (NV)  200 169
GNATUS INOX (NV)  200 149	KAVO C (NV)  200 171
KAVO E (NV)  200 172	KAVO GB (NV)  200 156

KAVO HB (NV)  200 153	KAVO IB (NV)  200 192
KAVO J (NV)  200 181	KAVO K (NV)  200 160
LU INOX (NV)  200 150	LU V (NV)  200 173
LU NEW INOX (NV)  200 199	MORITA 66 TYPE 2 (NV)  200 159
MORITA INOX WS10 (NV)  200 201	MORITA INOX WS97 (NV)  200 200
MORITA S12 (NV)  200 183	RITTER TOP JET (NV)  200 176
RITTER COMBIJET (NV)  200 175	SIEMENS 2000 (NV)  200 177
SIEMENS 4000 (NV)  200 178	SIRONA B (NV)  200 154
SIRONA L (NV)  200 196	TRIDAC II (NV)  200 190
YOSHIDA 3 (NV)  200 193	YOSHIDA V (NV)  200 180

septol n.p. aloe vera

Powder-free latex examination gloves with aloe vera

Properties

With aloe vera; Ambidextrous; Powder free; Semi-rough outside surface; Non sterile; single use

- Manufactured to offer a maximum of strength, without sacrificing the necessary tactility; a very severe quality control guarantees the best hygiene conditions, so imperious today, to the practitioner, his staff and patients
- Complies with ASTM* F1671-07 "Bacteriophage penetration test", ASTM D3578-05 "Specifications for rubber examination gloves", ASTM D6124-06 "Residual powder on medical gloves", ASTM D5712-10 "Extractable proteins" and ASTM D5151-06 "Detection of holes in medical gloves"

Composition

Very high quality latex (natural polymer produced by a tree called "Hevea Brasiliensis"), Aloe Vera, additives

Septol™ N.P. aloe vera

10 boxes containing 100 gloves each

XS size - 219 500	S size - 219 505	M size - 219 510	L size - 219 515
-------------------	------------------	------------------	------------------

* Internationally recognized American Standards

Class I medical device - CE - Manufacturer: PRODUITS DENTAIRE PIERRE ROLLAND ACTEON® Group - France



septol n.p.

Powder-free latex examination gloves

Properties

Ambidextrous; Powder free; Semi-rough outside surface; Non sterile; single use

- Manufactured to offer a maximum of strength, without sacrificing the necessary tactility
- Complies with ASTM* F 1671-07 "Bacteriophage penetration", ASTM D 3578-05 "Specifications for rubber examination gloves", ASTM D 6124-06 "Residual powder on medical gloves", ASTM D 5712-10 "Extractable proteins" and ASTM D 5151-06 "Detection of holes in medical gloves"

Composition

Very high quality latex (natural polymer produced by a tree called "Hevea Brasiliensis"), additives

Septol™ N.P.

10 boxes containing 100 gloves each

XS size - 219 400	S size - 219 405	M size - 219 410	L size - 219 415
-------------------	------------------	------------------	------------------

* Internationally recognized American Standards

Class I medical device - CE - Manufacturer: PRODUITS DENTAIRE PIERRE ROLLAND ACTEON® Group - France



septol aspiration

Cleaning and disinfecting of medical devices: surgical and medical instruments, heat-sensitive instruments and endoscopy equipment, before sterilization.

- Cleaning and disinfecting of suction systems and medical devices in dental environments
 - High performance concentrated liquid designed for daily cleaning and disinfection of all types of suction systems, amalgam separators and spittoons.
 - Non-foaming
 - 5 liters of concentrated solution provides 250 liters of ready-to-use solution
 - Effective from 15 minutes - active on enveloped viruses
- Used by soaking at the required dilution.
The contact time is 5 to 60 minutes.

Properties

- Bactericide* in 5min, 0.5% (EN 13727, EN 14561)
- Yeasticide* in 15min, 0.5% (EN 13624, EN 14562)
- Tuberculocide* in 60min, 2% (EN 14348, EN 14563)
- Active on envelopped viruses* in 15min, 0.5% / 5min, 1% (EN 14476, EN 17111)

Concentrated solution. Prime the associated pump before first use.

Use in soaking at the required dilution, respecting a minimum contact time of 5 minutes.

Immerse the medical device completely. Keep the soaking bath covered during the contact time.

Brush off any visible stains. Rinse medical devices thoroughly with tap water to remove all traces and organic stains.

Replace the solution as soon as it is visibly soiled and at least once a day to maintain product effectiveness. Scientific files (effectiveness, compatibility...) available on request.

Wear gloves, protective clothing and eye/face protection when handling product

Hazardous - Respect precautions for use. Medical device. Read the label and the information about the product before use.

Septol™ Aspiration

5 litre-bottle with a 20cc dosing pump

268 297

* dirt conditions

Medical device - Manufacturer: DMD - France

Distributed by: PRODUITS DENTAIRE PIERRE ROLLAND ACTEON® Group - France



septol rotative

Ready-to-use solution, leaning and disinfecting for burs, rotary and canals instruments before sterilization

- Disinfecting detergent for rotary and canal instrumentations before sterilization
 - Ready-to-use solution
 - Compatible with a wide range of material: nickel, titanium, tungsten carbide, aluminum, etc
 - Contact time: minimum 5 minutes
 - Excellent microbiological properties effective on enveloped viruses
 - Can be used in ultrasonic tank
- The contact time is 5 to 60 minutes.

Properties

- Bactericide* in 5min (EN 13727, EN 14561)
- Yeasticide* in 5min (EN 13624, EN 14562)
- Tuberculocide* in 60min (EN 14348, EN 14563)
- Active on envelopped viruses* in 15min (EN 14476, EN 17111)

Ready-to-use solution. Pour Septol™ Rotative in a soaking tank. Do not dilute. Fully immerse the instruments into the solution, cover and let soak.

Respect the minimum contact time of 5 minutes. Remove the instruments from solution.

Rinse the medical devices thoroughly with tap water to eliminate all product traces or organic stains. Dry and prepare instruments for sterilization. Replace the solution as soon as it is visibly soiled and at least once a day to maintain product effectiveness. Scientific file (effectiveness, compatibility...) available on request.

Wear gloves, protective clothing and eye/face protection when handling product

Hazardous - Respect precautions for use. Medical device. Read the label and the information about the product before use.

Septol™ Rotative

2 litre-bottle

268 305

Septol™ Rotative immersion tank

268 326

* dirt conditions

Medical device - Manufacturer: Laboratoires Anios - France

Distributed by: PRODUITS DENTAIRE PIERRE ROLLAND ACTEON® Group - France



septol instruments enzymatic

Cleaning and disinfection of medical devices: surgical and medical instruments, thermosensitive instruments, and endoscopy equipment, before sterilization

- Patented formula
- Optimized anti-microbial effectiveness after 5 minutes
- Proven Effectiveness: Cleaning and Degreasing Power
- Neutral pH: compatible with aluminum alloys
- Formulated without chloride: anti-corrosive effect for materials
- Compatible with ultrasounds

Used by soaking at the required dilution.

The contact time is 5 to 15 minutes.

Properties

- Bactericide* in 5min, 0.5% (EN 13727, EN 14561)
- Yeasticide* in 5min, 0.5% (EN 13624, EN 14562)
- Active on envelopped viruses* in 15min, 0.5% (EN 14476, EN 17111)
- Prime associated pump before first use
- Is used in soaking with the required dilution by respecting the contact time indicated
- Fully immerse the medical device
- Keep the soaking bath covered during the contact time
- Brush off any visible stains
- Thoroughly rinse off the treated medical devices with tap water to eliminate any product traces or organic stains
- Replace the solution as soon as it is visibly soiled or at least once a day to maintain product effectiveness.

Scientific file (effectiveness, compatibility...) available on request.

Wear gloves, protective clothing and eye/face protection when handling product.

Hazardous - Respect precautions for use. Medical device. Read the label and the information about the product before use.

Septol™ Instruments Enzymatic

Concentrated product to dilute (1%) with a 20ml dosing pump

268 291

Septol™ Instruments Enzymatic immersion tank

268 375

* dirt conditions

Medical device - Manufacturer: Laboratoires Anios - France

Distributed by: PRODUITS DENTAIREs PIERRE ROLLAND ACTEON® Group - France



septol empreinte

Cleaning and disinfection solution for dental impression

Properties

- Bactericide (S.aureus, P.aeruginosa, E.hirae) in 10min, 1% (EN 13727)
- Yeasticide* (C.albicans) in 10min, 1% (EN 13624)
- Tuberculocide* (M.terrae) in 10min, 1% (EN 14348)
- Active on envelopped viruses* including HIV, HBV, HCV in 10min, 1% (EN 14476)

Solution allowing the cleaning and disinfection of dental impression of any kind: addition and condensation silicones, alginates, polyethers and polysulfides.

- Pour 10ml of Septol™ Empreintes in the immersing tank (use the integrated measuring cup) and fill up to 1 liter with water.
- Immediately after making an impression, rinse the impression under running water for 30 seconds.
- Immerse the impression for 10 minutes in the Septol™ Empreintes solution. Recommended immersion time should be respected.
- Take out the impression from the immersing tank and rinse it thoroughly under running water. Air dry it unless it is an alginate impression.
- Place it in a sealed bag. In the case of an alginate impression, place it wet. Do not put anything else in the bag.
- Replace the solution frequently, especially in case of strong organic contamination (blood, saliva) because of the risk of contamination of impressions.

Wear gloves, protective clothing and eye/face protection when handling product

Septol™ Empreintes

1 litre-bottle

268 322

Septol™ Empreintes immersion tank

268 325

Class IIa medical devices (GMED) - CE 0459

Manufacturer: PRODUITS DENTAIREs PIERRE ROLLAND ACTEON® Group - France



septol savon doux

Liquid soap – Frequent use

Formula resistant to various risks of biocontamination.
Weekly recontamination test carried out for 15 weeks on:

- Pseudomonas aeruginosa: CIP 82118
- Staphylococcus aureus: CIP 4 83
- Candida albicans: CIP 48 72
- Aspergillus Niger: ATCC 16404

This product is covered by the regulation on cosmetics products.

Septol™ Savon Doux

1 litre-bottle with 4ml dosing pump*

268 507

Septol™ Savon Doux

5 litre-bottle with tap*

268 506

Septol™ Savon Doux

1 litre-bottle for wall dispenser

268 510

Metal wall dispenser

260 511

*Accessories available separately

This product is covered by the regulation on cosmetics products



septol spray

Fast-acting dental disinfectant for the body of photopolymerization lamp and external components of previously cleaned radiological heads (non-immersible and non-invasive medical devices)

- Dries quickly and streak-free
 - Pleasantly scented with mint
 - Aldehyde-free
 - Lightly foaming spray to visualize product and limit its aerosolization
- Ready-to-use solution, the contact time is of 1 to 15 minutes.

Properties

- Bactericide in 5min, 20°C (EN 1040, EN 13727, EN 13697, NF T 72-281)
- Yeasticide in 5min, 20°C (EN 13697, EN 1275, EN 13624, NF T 72-281)
- Active on MRSA in 5min, 20°C (EN 13727)
- Mycobactericide in 15min, 20°C (EN 14348, EN 13697)
- Fungicide in 15min, 20°C (EN 1275, EN 13624, EN 13697)
- Active on viruses in 1min; 20°C : PRV (surrogate of HBV), BVDV (surrogate of HCV), Vaccinia virus, Herpesvirus.

- Ready-to-use solution for professional use

To be used on previously cleaned medical devices

Remarks: Verify the compatibility of treated areas with alcohol before application. The electrical appliances to be disinfected will be switched off

- Spray on the zones to be treated until they are totally moistened. Apply in sufficient quantity (+/- 30ml/m²)
- Make sure the medical devices remain humid during the entire period of action. Respect the indicated contact time for the desired antimicrobial activity.
- Rinsing off is unnecessary unless if treated zones are intended to be in contact with the skin or mucuous membranes.

For the frequency of use, refer to the hygienic plan in place.

Wear gloves, protective clothing and eye/face protection when handling product

Hazardous - Respect precautions for use. Medical device. Read the label and the information about the product before use.

Septol™ Spray

750 ml with a foaming spray

268 301

Septol™ Spray

5L-bottle with tap

268 300



Medical device - Manufacturer: Laboratoires Anios - France

Distributed by: PRODUITS DENTAIRE PIERRE ROLLAND ACTEON® Group - France



ACTEON[®] OEM

ACTEON[®] imaging

ULTRASONICS

.....

ACTEON® imaging



sp newtron



60x50x33mm
28-36kHz
0.1 to 12W
Supply Voltage: 24Vac / 30VA; 34Vdc
Settings: analog or digital



SP Newtron® 4K 5V Module
with connectors

F55297



SP Newtron® 4K 5V Module
with wires

F55298



SP Newtron® 4K3 7V Module
with US special connection

F55287

Class IIa medical device (GMED) - CE 0459 - Manufacturer: SATELEC® ACTEON® Group - France



Light grey

Medium grey

Dark grey

Surf 6 grey

SP Newtron® kits

SP Newtron® 4K 5V with light grey cord				F55292
Cord F00195 Ø4x6 / Length 2070mm	Handpiece F12281	Potentiometer F00524	Tips 1, 2, 10P	
SP Newtron® 4K 5V with light grey cord and connectors				F55349
Cord F00239 Ø6x8 / Length 2070mm	Handpiece F12281	Potentiometer F00524	Tips 1, 2, 10P	
SP Newtron® 4K 5V with dark grey cord				F55311
Cord F00426 Ø7x10 / Length 1500mm	Handpiece F12281	Potentiometer F00524	Tips 1, 2, 10P	
SP Newtron® 4K 5V with dark grey cord				F55375
Cord F00187 Ø4x6 / Length 2300mm	Handpiece F12281	Tips 1, 2, 10P		
SP Newtron® Slim B.LED handpiece with light grey cord				F56260
Cord F00426 Ø4.5x5.6 / Length 2080mm	Handpiece F12905	Potentiometer F00522	Tips 1, 2, 10P	
SP Newtron® Slim B.LED handpiece with medium grey cord				F56262
Cord F01201 Ø4.5x5.6 / Length 2080mm	Handpiece F12905	Potentiometer F00522	Tips 1, 2, 10P	
SP Newtron® with light grey cord				F55299
Cord F00239 Ø6x8 / Length 2070mm	Handpiece F12281	Potentiometer F00524	Tips 1, 2, 10P	
SP Newtron® INTL 81" G3 with medium cord				F55383
Cord F01154 Ø5x7 / Length 1900mm	Handpiece F12281	Tips 1, 2, 10P		
SP Newtron® INTL 61" G3 with medium cord				F55385
Cord F011543 Ø5x7 / Length 1400mm	Handpiece F12281	Tips 1, 2, 10P		
SP Newtron® INTL 81" G3 with medium cord				F55453
Cord F01154 Ø5x7 / Length 1900mm	Handpiece F12281	Potentiometer F00523	Tips 1, 2, 10P	
SP Newtron® with dark grey cord				F55372
Cord F00150 Ø4x6 / Length 2300mm	Handpiece F12281	Tips 1, 2, 10P		
SP Newtron® INTL 61" with Surf 6 grey cord				F55285
Cord F00184 Ø5x7 / Length 1400mm	Handpiece F12281	Tips 1, 2, 10P		
SP Newtron® INTL 81" with Surf 6 grey cord				F55452
Cord F00188 Ø5x7 / Length 1900mm	Handpiece F12281	Potentiometer F00525	Tips 1, 2, 10P	
SP Newtron® 4K 5V with Surf 6 grey cord				F56274
Cord F01181 Ø5x7 / Length 2300mm	Handpiece F12281	Potentiometer E51745	Tips 1, 2, 10P	

sp newtron led



75x49x33mm
 28-36kHz
 0.1 to 12W
 Supply Voltage: 24Vac / 30VA; 34Vdc
 Settings: analog or digital



SP Newtron® LED 4K 5V Module
with connectors

F55527



SP Newtron® LED 4K 5V Module
with wires

F55528



SP Newtron® LED4K3 7V Module
with US special connection

F55529

Class IIa medical device (GMED) - CE 0459 - Manufacturer: SATELEC® ACTEON® Group - France



SP Newtron® LED kits

SP Newtron® LED 4K 5V with light grey cord **F55506**

Cord F00606 Ø5x7 / Length 2070mm	Handpiece F12609	Potentiometer F00524	Tips 1, 2, 10P
-------------------------------------	---------------------	-------------------------	-------------------

SP Newtron® LED 4K 5V with light grey cord **F55543**

Cord F00614 Ø6x8 / Length 2070mm	Handpiece F12609	Potentiometer F00524	Tips 1, 2, 10P
-------------------------------------	---------------------	-------------------------	-------------------

SP Newtron® LED with medium grey cord **F55525**

Cord F00633 Ø5x7 / Length 2300mm	Handpiece F12609	Potentiometer F00524	Tips 1S, 2, 10P
-------------------------------------	---------------------	-------------------------	--------------------

SP Newtron® LED with medium grey cord **F55501**

Cord F00633 Ø7x10 / Length 1900mm	Handpiece F12609	Potentiometer F00524	Tips 1, 2, 10P
--------------------------------------	---------------------	-------------------------	-------------------

SP Newtron® LED INTL 81" handpiece with medium grey cord **F55454**

Cord F00633 Ø5x7 / Length 1900mm	Handpiece F12609	Potentiometer F00525	Tips 1, 2, 10P
-------------------------------------	---------------------	-------------------------	-------------------

SP Newtron® LED with dark grey cord **F55507**

Cord F00618 Ø6x8 / Length 2300mm	Handpiece F12609	Potentiometer F00524	Tips 1, 2, 10P
-------------------------------------	---------------------	-------------------------	-------------------

SP Newtron® LED with dark grey cord **F55510**

Cord F00616 Ø5x7 / Length 1400mm	Handpiece F12609	Potentiometer F00524	Tips 1, 10Z, H3
-------------------------------------	---------------------	-------------------------	--------------------

SP Newtron® LED with dark grey cord **F55512**

Cord F01182 Ø5x7 / Length 2300mm	Handpiece F12609	Potentiometer F00524	Tips 1, 2, 10P
-------------------------------------	---------------------	-------------------------	-------------------

sp4055 newtron



SP 4055 Newtron® Module

F55270

Class IIa medical device (GMED) - CE 0459 - Manufacturer: SATELEC® ACTEON® Group - France

SP 4055 Newtron® LED + driver with dark grey cord

F55377

Cord F00618	Handpiece	Tips
Ø6x8 / Length 2300mm	F12609	1, H3, 4x K15/21

SP 4055 Newtron® with light grey cord

F55240

Cord F00432	Handpiece	Potentiometer	Tips
Ø7x10 / Length 1900mm	F12281	F00524	1, 2, 10P

SP 4055 Newtron® with medium grey cord

F55410

Cord F00137	Handpiece	Potentiometer	Tips
Ø7x10 / Length 2300mm	F12281	F00524	1, 2, 10P

SP 4055 Newtron® with dark grey cord

F56268

Cord F01157	Handpiece	Tips
Ø6x8 / Length 2300mm	F12281	1, H3, 4x K15/21



xinetic



Xinetic Module

F55089

Class IIa medical device (GMED) - CE 0459 - Manufacturer: SATELEC® ACTEON® Group - France

Xinetic with light grey cord

F55090

Cord F00195	Handpiece	Potentiometer	Tips
Ø4x6 / Length 2070mm	F12200	F55088	1

Xinetic with medium grey cord

F55091

Cord F01154	Handpiece	Tips
Ø5x7 / Length 2070mm	F12200	1

Xinetic with light grey cord

F55100

Cord F00187	Handpiece	Potentiometer	Tips
Ø4x6 / Length 2300mm	F12200	F55088	1, H3



Standard cords



Light grey silicone cord
Ø4x6; L 2070cm

F00195

Light grey silicone cord
Ø6x8; L 2070cm

F00239



Medium grey Newtron® cord 61"
Ø5x7; L 1400cm

F01153

Medium grey Newtron® cord 81"
Ø5x7; L 1900cm

F01154

Dark grey silicone cord
Ø4x6; L 2300cm

F00150

Dark grey silicone cord
Ø4x6; L 2300cm

F00187

Dark grey cord
Ø7x10; L 1500cm

F00426

Dark grey cord
Ø6x8; L 2300cm

F01157

Surf 6 grey Newtron® cord 61"
Ø5x7; L 1400cm

F00184



Surf 6 grey Newtron® cord 81"
Ø5x7; L 1900cm

F00188

Surf 6 grey silicone cord
Ø6x8; L 2300cm

F00234

LED cords



Light grey LED cord
Ø5x7; L 2070cm

F00606

Light grey Newtron® LED cord
Ø6x8; L 2070cm

F00614



Medium grey Fedesa cord
Ø7x10; L 1900cm

F00607

Medium grey Newtron® LED cord 81"
Ø5x7; L 1900cm

F00633



Dark grey Newtron® LED cord
Ø6x8; L 2300cm

F00618



Surf 6 grey LED cord
Ø5x7; L 2300m

F01182

Surf 6 grey LED cord
Ø5x7 ; L 1400m

F00616

Light grey Newtron® SLIM LED cord
Ø4.5x5.6; L 2080cm

F01200



Medium grey Newtron® SLIM LED cord
Ø4.5x5.6; L 2080cm

F01201

Dark grey Newtron® SLIM LED cord
Ø4.5x5.6; L 2080cm

F01202

Handpieces



Suprasson handpiece
autoclavable, light grey

F12200



Newtron® handpiece
autoclavable, light grey/dark grey

F12281



Newtron® titanium handpiece
autoclavable, light grey/dark grey

F01153



Newtron® LED handpiece
autoclavable

F12609



Newtron® LED titanium handpiece
autoclavable

F12689



Low voltage Newtron® LED handpiece
autoclavable

F12607



Newtron® SLIM handpiece
without LED

F12901



Low voltage Newtron® SLIM B.LED handpiece
with white LED ring

F12905



Newtron® SLIM B.LED handpiece
with white LED ring 11V

F12909

LED rings



LED ring
for Newtron® LED handpiece

F12605



LED ring - Low voltage
for low voltage Newtron® LED handpiece

F12606



Newtron® SLIM B.LED blue LED ring
for low voltage Newtron® Slim B.LED handpiece

F62201



Newtron® SLIM B.LED white LED ring
for low voltage Newtron® Slim B.LED handpiece

F12915



Newtron® SLIM B.LED white LED ring
11V - for Newtron® Slim B.LED handpiece

F12932



Newtron® SLIM B.LED blue LED ring
11V - for Newtron® Slim B.LED handpiece

F12934

Accessories



Potentiometer 4.7K

F00522



Color SP Newtron® potentiometer 4.7K

F00524



Xinetic potentiometer

F55088



LUX handpiece SAV OEM Kit
to LED handpiece LUX
with low voltage LED handpiece, low
voltage LED ring, 2 resistances kit, light
grey LED handpiece OEM cord Ø5x7
(2.07m) and 3 o'rings seal + o'ring tool

F12686



Wiring extension SP Newtron®

F55205



SP Newtron® dummy load

F12901



SteriPump kit without module
with 2 autoclavable irrigation lines and 10
perforators

F28653



SteriPump module

F28660



SteriPump + module Kit
with a Steri Pump, Steri Pump module,
2 autoclavable irrigation lines and
10 perforators

F28652



Complete SteriPump kit
Delivered with a Steri Pump, Steri
Pump module, 2 autoclavable irrigation
lines and 10 perforators, 5 clips, a 4.7K
potentiometer

F28650

MOTORS

.....

ACTEON® imaging



Modules



M6 module
without option

F34300



M6P module
Pneumatic option with connectors

F34304

Motors



Light motor

F28600



AV40 motor
External spray

F28502

Cords



Medium grey cord
for light and IS motors

F33711



Medium grey cord
for AV motor

F33712



Black coiled cord
for light motor

F33713



CURING LIGHT

.....

ACTEON® imaging



miniled standard



MiniLED™ OEM handpiece

F02710

MiniLED™ OEM with module

with a handpiece, a module, a Ø7.5mm opalescent guide, an oval light shield and with:

Surf 6 grey cord	F02505
Medium grey cord	F02719
Dark grey cord	F02720
Gray 3 (Medium grey) cord	F02538

MiniLED™ OEM with module

with a handpiece, a module, a Ø7.5mm opalescent guide, 2 caps and with:

Light grey cord	F02715
-----------------	---------------

MiniLED™ OEM without module

with a handpiece, a Ø7.5mm opalescent guide, an oval light shield and with:

Medium grey cord	F02693
Dark grey cord	F02694

MiniLED™ OEM without module

with a handpiece, a module, a Ø7.5mm opalescent guide, an oval light shield and with:

Light grey cord	F02714
-----------------	---------------



Light grey

Medium grey

Dark grey

miniled supercharged



MiniLED™ Supercharged OEM handpiece

F05218

MiniLED™ Supercharged OEM with module

with a handpiece, a module, a Ø7.5mm opalescent guide, an oval light shield and with:

Light grey cord	F05205
Medium grey cord	F05206
Dark grey cord	F05207
Surf 6 grey cord	F05208



Light grey

Medium grey

Dark grey

Modules



MiniLED™ OEM module

F02730

Cords



Dark grey cord

F02721



Medium grey cord

F02722



Light grey cord

F02723

Surf 6 grey cord

F02326

Grey 3 (Medium grey) cord

F02327

Light guides



Opalescent light guide Ø7.5mm

F02648



Opalescent light guide Ø5.5mm

F02652



Opalescent amber light guide Ø5.5mm

F02620

Opalescent light guide Ø7.5mm
Scanwave

F02648

Opalescent light guide Ø5.5mm
Scanwave

F02652

Light shield & caps

Oval light shield
for MiniLED™ Supercharged OEM

F05407

Oval light shield
for MiniLED™ OEM

F02555

Autoclavable caps Ø7.5mm x5
for MiniLED™ OEM,
MiniLED™ Supercharged OEM

F61507

Autoclavable caps Ø5.5mm x5
for MiniLED™ OEM,
MiniLED™ Supercharged OEM

F61505

Autoclavable caps Ø7.5mm x5
Autoclavable caps Ø5.5mm x5
for MiniLED™ OEM,
MiniLED™ Supercharged OEM

F61515

INTRAORAL CAMERAS

.....

ACTEON® imaging



Module & linking cables dock U



Mini Dock U USB2⁽¹⁾
Built-in docking station with USB2 output

**MINI DOCK
U_USB2**

Linking cables for built-in docking stations type U without sheath Length 2.5m	922144
Linking cables for built-in docking stations type U without sheath Length 5m	922145
Linking cables for built-in docking stations type U without sheath Length 7m	922146
Linking cables for built-in docking stations type MU without sheath Length 2.5m	922062
Linking cables for built-in docking stations type MU without sheath Length 5m	922063
Linking cables for built-in docking stations type MU without sheath Length 7m	922064

Linking cables dock U

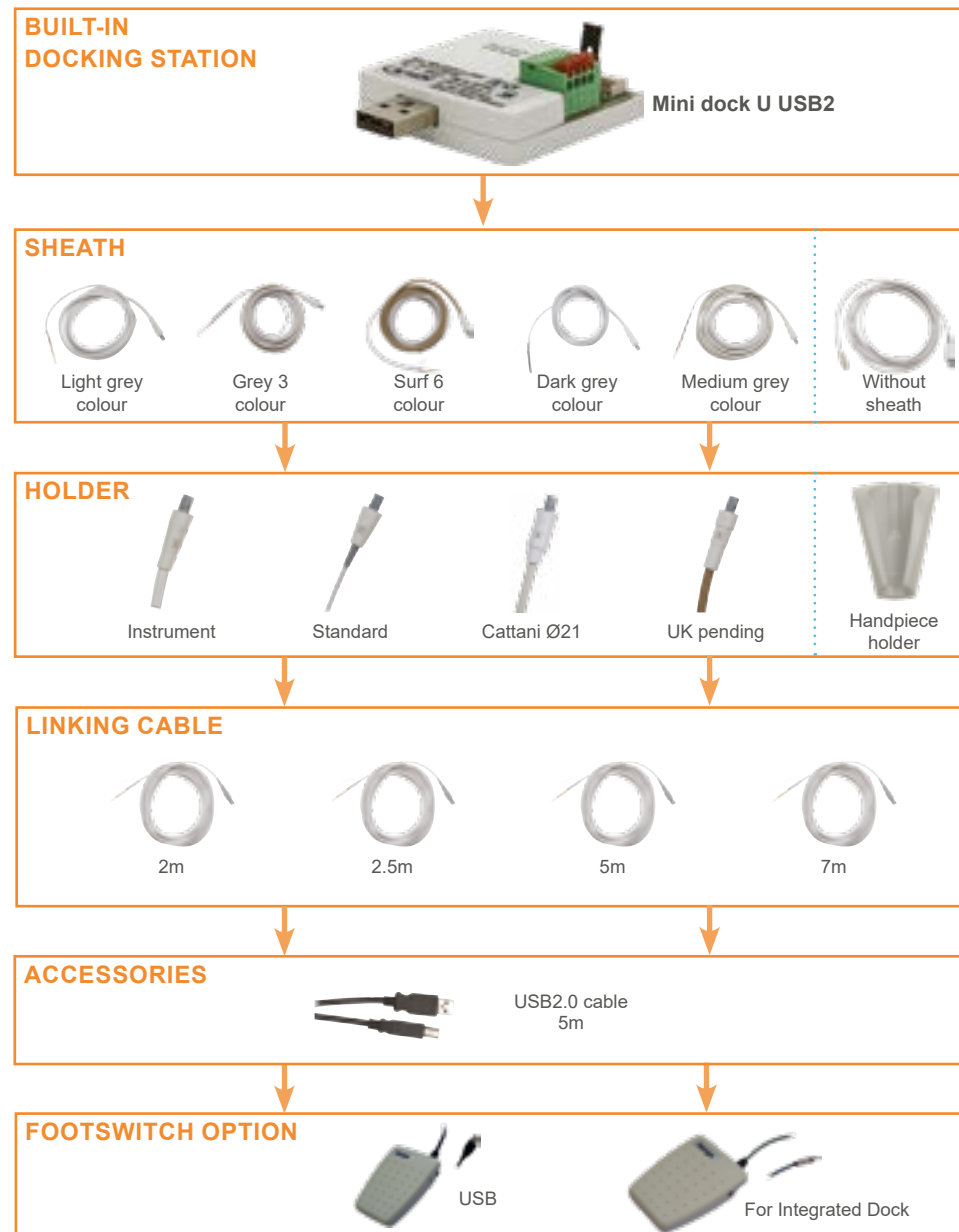
Linking cable light grey instrument holder Length 2.5m	922147
Linking cable light grey instrument holder Length 5m	922148
Linking cable light grey instrument holder Length 7m	922149
Linking cable light grey Cattani Ø21 suction holder Length 5m	922150
Linking cable light grey UK pending cord holder Length 2.5m	922151
Linking cable light grey UK pending cord holder Length 5m	922152
Linking cable light grey UK pending cord holder Length 7m	922153
Linking cable Surf 6 instrument holder Length 2.5m	922154
Linking cable Surf 6 instrument holder Length 5m	922155
Linking cable Surf 6 instrument holder Length 7m	922156
Linking cable Surf 6 Cattani Ø21 suction holder Length 2.5m	922157
Linking cable Surf 6 Cattani Ø21 suction holder Length 5m	922158
Linking cable Surf 6 Cattani Ø21 suction holder Length 7m	922159
Linking cable Surf 6 UK pending cord holder Length 2.5m	922138
Linking cable Surf 6 UK pending cord holder Length 5mWw	922160
Linking cable Surf 6 UK pending cord holder Length 7m	922139

(1) Mini Dock U USB2 : Built-in docking station with USB2 output.
Class I medical devices - CE - Manufacturer: Sopro ACTEON® Group - France

Linking cables dock U

Linking cable grey 3 UK pending cord holder Length 2m	922140
Linking cable grey 3 UK pending cord holder Length 7m	922141
Linking cable dark grey instrument holder Length 2.5m	922161
Linking cable dark grey instrument holder Length 5m	922162
Linking cable dark grey instrument holder Length 7m	922163
Linking cable dark grey Cattani Ø21 suction holder Length 2.5m	922164
Linking cable dark grey Cattani Ø21 suction holder Length 5m	922165
Linking cable dark grey UK pending cord holder Length 7m	922166
Linking cable medium grey instrument holder Length 2.5m	922167
Linking cable medium grey instrument holder Length 5m	922168
Linking cable medium grey instrument holder Length 7m	922143
Linking cable medium grey Cattani Ø21 suction holder Length 5m	922142

Configuration of docks U



Linking cables dock MU USB2

Linking cable light grey instrument holder Length 2.5m	922065
Linking cable light grey instrument holder Length 5m	922066
Linking cable light grey instrument holder Length 7m	922067
Linking cable light grey Cattani Ø21 suction holder Length 5m	922075
Linking cable light grey UK pending cord holder Length 2.5m	922086
Linking cable light grey UK pending cord holder Length 5m	922087
Linking cable light grey UK pending cord holder Length 7m	922088
Linking cable Surf 6 instrument holder Length 2.5m	922098
Linking cable Surf 6 instrument holder Length 5m	922099
Linking cable Surf 6 instrument holder Length 7m	922100
Linking cable Surf 6 Cattani Ø21 suction holder Length 2.5m	922101
Linking cable Surf 6 Cattani Ø21 suction holder Length 5m	922102
Linking cable Surf 6 Cattani Ø21 suction holder Length 7m	922103
Linking cable Surf 6 UK pending cord holder Length 2.5m	922104
Linking cable Surf 6 UK pending cord holder Length 5mWw	922105
Linking cable Surf 6 UK pending cord holder Length 7m	922106

Linking cable grey 3 UK pending cord holder Length 2m	922106
Linking cable grey 3 UK pending cord holder Length 7m	922127
Linking cable dark grey instrument holder Length 2.5m	922068
Linking cable dark grey instrument holder Length 5m	922069
Linking cable dark grey instrument holder Length 7m	922070
Linking cable dark grey Cattani Ø21 suction holder Length 2.5m	922080
Linking cable dark grey Cattani Ø21 suction holder Length 5m	922081
Linking cable dark grey UK pending cord holder Length 7m	922094
Linking cable medium grey instrument holder Length 2.5m	922071
Linking cable medium grey instrument holder Length 5m	922072
Linking cable medium grey instrument holder Length 7m	922073
Linking cable medium grey Cattani Ø21 suction holder Length 5m	922084

table of contents

[ACTEON® contacts](#)

[Alphabetical index of products](#)

[Legal information](#)

Primacaïne™ 1/100 000

Primacaïne™ 1/200 000

Xylorolland™ sans vasoconstricteur

ACTEON EQUIPMENT & ACTEON PHARMA - FRANCE

17, av. Gustave Eiffel ■ ZI du Phare ■ 33700 MERIGNAC ■ FRANCE
Tel.: +33 (0) 556 340 607 ■ Fax: +33 (0) 556 349 292 ■ info@acteongroup.com

ACTEON IMAGING - FRANCE

ZAC Athélia IV ■ Avenue des Genévriers ■ 13705 LA CIOTAT cedex ■ FRANCE
Tel.: +33 (0) 442 980 101 ■ Fax: +33 (0) 442 717 690 ■ info.sop@acteongroup.com

ACTEON AUSTRALIA / NEW ZEALAND

Suite 1 ■ 13B Narabang Way ■ Belrose, NSW 2085 ■ AUSTRALIA
Tel.: +612 9669 2292 ■ acteon.anz.admin@acteongroup.com

ACTEON BRAZIL - MICRO IMAGEM

Alameda Venus 233 ■ D.I American Park ■ INDAIATUBA, SAO PAULO ■ CEP 13347-659 ■ BRAZIL
Tel.: +19 3936 8090 ■ paulo.brienza@acteongroup.com

ACTEON CHINA

Office 1615 ■ NanYin Building, No 2 ■ North East Third Ring Road ■ Chaoyang District
BEIJING 100027 ■ CHINA
Tel.: +86 10 646 57011 ■ info.cn@acteongroup.com

ACTEON GERMANY

Klaus-Bungert-Str. 5 ■ 40468 DÜSSELDORF ■ GERMANY
Tel.: +49 211 169800-0 ■ Fax: +49 211 169800-48 ■ info.de@acteongroup.com

ACTEON IBERICA

Avda Principal n° 11H ■ Poligono Industrial Can Clapers
08181 SENTMENAT (BARCELONE) ■ SPAIN
Tel.: +34 93 715 45 20 ■ Fax: +34 93 715 32 29 ■ info.es@acteongroup.com

ACTEON INDIA

B-94, GIDC Electronic Estate ■ Sector 25 ■ GANDHINAGAR 382023 ■ GUJARAT - INDIA
Tel.: +91 1147018291 ■ Fax: +91 079-23287473 ■ info@in.acteongroup.com

ACTEON ITALIA

Via Roma 45 ■ 21057 OLGiate OLONA (VARESE) ■ ITALY
Tel.: +39 0331 376 760 ■ Fax: +39 0331 376 763 ■ info.it@acteongroup.com

ACTEON LATIN AMERICA

Puebla ■ MEXICO
Tel.: +34 93 715 45 20 ■ Fax: +34 93 715 32 29 ■ acteon.latam@acteongroup.com

ACTEON MIDDLE EAST

247 Wasfi Al Tal Str. ■ 401 AMMAN ■ JORDANIA
Tel.: +962 6 553 4401 ■ Fax: +962 6 553 7833 ■ info.me@acteongroup.com

ACTEON NORTH AMERICA

124 Gaither Drive ■ Suite 140 ■ MOUNT LAUREL NJ 08054 ■ UNITED STATES
Tel.: +1 856 222 9988 ■ Fax: +1 856 222 4726 ■ info.us@acteongroup.com

ACTEON RUSSIA

Gilyarovskogo Str. ■ 6b1, off 212 ■ 129090 MOSCOW ■ RUSSIA
Tel.: +7 926 233 1695 ■ Fax: +7 495 150 1323 ■ info.ru@acteongroup.com

ACTEON TAIWAN

Walsin Xinyi Building ■ 11F, 1 Songzhi Road ■ TAIPEI 11047 ■ TAIWAN
Tel.: +886 2 8729 2111 ■ info.tw@acteongroup.com

ACTEON THAILAND

23/65 Sorachai Building ■ 18th Floor ■ Sukumvit 63 Road ■ Klongton Nua ■ Wattana,
BANGKOK 10110 ■ THAILAND
Tel.: +66 2 714 3295 ■ Fax: +66 2 714 3296 ■ info.th@acteongroup.com

ACTEON TURKEY

Barbaros Mah. Dereboyu Cad ■ Akzambak Sokak Uphill Towers ■ B Blok K14 D84 Atasehir ISTANBUL
34746 ■ TURKEY
Tel.: +90 532 481 20 57 ■ talha.gonca@acteongroup.com

ACTEON UK

Acteon House ■ Phoenix park ■ Eaton Socon ■ ST NEOTS PE19 8EP ■ ENGLAND
Tel.: +44 1480 477 307 ■ Fax: +44 1480 477 381 ■ info.uk@acteongroup.com

PRIMACAINE™**adrénaline 1/100 000****1- DENOMINATION OF THE MEDICINAL PRODUCT****PRIMACAINE ADRENALINE**

1/100 000, injectable solution for dental use.

2- QUALITATIVE AND**QUANTITATIVE COMPOSITION**

Articaine 60.277 mg

in the form of articaine hydrochloride

Adrenaline 0.017 mg

in the form of adrenaline tartrate

for one cartridge of 1.7 ml.

Excipient with a known effect: sodium metabisulphite

For the complete list of excipients, see section 6.1.

3- PHARMACEUTICAL FORM

Injectable solution for dental use.

4- CLINICAL DATA**4.1 Therapeutic indications**

Local or loco-regional anaesthesia in odonto-stomatological practice.

This presentation is particularly adapted when procedures require a high ischemia.

4.2 Dose and mode of administration

Reserved for adult and child over 4 as this type of anaesthesia is unsuitable before this age.

Dose**Adult**

The quantity to be injected will be adapted according to the importance of the intervention.

Usually, half to one cartridge for a common procedure.

Do not exceed the dose of 7mg of articaine hydrochloride per kilogram of bodyweight.

Elderly subject

Administer half of the dose indicated for adults.

Pediatric population**Child (over 4)**

The quantity to be injected depends on the child's age, weight and the type of procedure performed.

The maximal dose to expect is 5mg of articaine hydrochloride (0.125ml of anaesthetic solution) per kilogram of bodyweight.

The mean dose in mg of articaine hydrochloride that can be administered in a child can be calculated as follows: Child's weight (in kilograms) x 1.33

Mode of administration

LOCAL OR REGIONAL INTRA-ORAL SUBMUCOSAL INJECTION.

Verify the absence of vascular effraction by repeated aspiration tests, particularly during regional anaesthesia (nerve blocks).

The injection rate must not exceed 1ml of solution per minute.

4.3 Contraindications

This medicinal product is contraindicated in the case of hypersensitivity to local anaesthetics or to any of the constituents, and in the following situations:

- Severe disorders of atrioventricular conduction without a pacemaker.
- Epilepsy not controlled by treatment.
- Porphyria.

This medicine is usually unadvised in association with sibutramine (see section 4.5).

4.4 Special warnings and precautions for use**Special warnings**

THIS PRODUCT CONTAINS 1/100 000 ADRENALINE.

Take the risk of local necrosis into account in hypertensive or diabetic subjects.

Anaesthesiophagy risks: all kind of bites (lips, cheeks, mucous, tongue); advise patients to avoid the use of chewing gum or eating food as long as the insensibility persists.

Avoid injection into infected and inflamed areas (decreased efficacy of the local anaesthetic).

Sportsmen will be advised that this medicinal product contains an active substance that can cause a positive reaction on anti-doping control tests.

Pediatric population

The use of this product is not recommended in children under the age of 4 years, as this type of anaesthesia is unsuitable before this age.

Precautions for use

The use of this product requires imperatively:

- to conduct a clinical interview to determine the clinical context, concomitant treatments and the patient's history,
- to perform a test injection of 5 to 10% of the dose in case of allergic risk,
- to perform the injection slowly and strictly outside of the vessels, verifying by repeated aspirations,
- to maintain verbal contact with the patient.

Increased surveillance is required in subjects treated with anticoagulants (surveillance of the INR).

Due to the presence of adrenaline, precautions and increased surveillance in case of:

- all rhythm abnormalities, except bradycardia;
- coronary insufficiency;
- severe arterial hypertension.

The dose of articaine may need to be decreased in case of severe hepatic insufficiency, due to the mainly hepatic metabolism of amide local anaesthetics. The dosage must also be decreased in case of hypoxia, hyperkalaemia or metabolic acidosis.

The simultaneous administration of this anaesthetic with some products (see section 4.5) requires a close monitoring of the patient's clinical and biological state.

4.5 Interactions with other drugs or other interactions**Association not recommended**

Due to the presence of adrenaline:

+ Sibutramine: Paroxystic hypertension with possibility of rhythm abnormalities (inhibition of the adrenaline or nor-adrenaline's entrance in the sympathetic fibre).

Associations with precautions for use

Due to the presence of adrenaline:

+ Halogenated volatile anaesthetics: Serious ventricular rhythm abnormalities (increase of the cardiac reactivity). Limit the dose, for example: less than 0.1mg of adrenaline in 10 minutes or 0.3mg in one hour in adult.

+ Imipraminic anti-depressors:

Paroxystic hypertension with possibility of rhythm abnormalities (inhibition of the adrenaline or nor-adrenaline's entrance in the sympathetic fibre). Limit the dose, for example: less than 0.1mg of adrenaline in 10 minutes or 0.3mg in one hour in adult.

+ Serotonergic-noradrenergic anti-depressors (described for minalcipran and venlafaxine):

Paroxystic hypertension with possibility of rhythm abnormalities (inhibition of the adrenaline or nor-adrenaline's entrance in the sympathetic fibre). Limit the dose, for example: less than 0.1mg of adrenaline in 10 minutes or 0.3mg in one hour in adult.

+ Non selective MAOI (iproniazide): Increase of the adrenaline and nor-adrenaline's pressive action, more often moderated. Use only under strict medicinal control.

+ "A" Selective MAOI (moclobemide, toloxatone) by extrapolation from the non selective MAOI: Risk of increase of the pressive action. Use only under strict medicinal control.

Associations to take into account

+ Guanethidine: High increase of the blood pressure (hyper reactivity due to the reduction of the sympathetic tonus and/or to the inhibition of the adrenaline or nor-adrenaline's entrance in the sympathetic fibre).

4.6 Fertility, pregnancy and breastfeeding**Pregnancy**

The studies carried out on animals do not show any teratogenic effect.

Due to the absence of teratogenic effect on animals, a malformative effect on mankind is not expected. Indeed, until today, the substances responsible of malformations on mankind have been teratogenics on animals during studies carried out on two species.

In clinical practice, there are actually not enough relevant facts to estimate an eventual malformative or foetotoxic effect of the articaine when administered during pregnancy.

Consequently, the use of articaine can be prescribed for odonto-stomatology indications during pregnancy, only if necessary.

Breastfeeding

Like other local anaesthetics, articaine diffuses into breast milk in very small quantities; however, breastfeeding can be continued following the anaesthetic procedure.

Extra-oral radiology
4.7 Effects on ability to drive and use machines

PRIMACAINE ADRENALINE 1/100 000 has a moderate influence on the ability to drive and use machines.

4.8 Side effects

Like with all the anaesthetics used in odonto-stomatology, lipothymies can happen.

This product contains sodium metabisulphite, which can involve or worsen anaphylactic reactions and bronchospasms.

In the case of overdose or in certain predisposed patients, the following clinical signs may be observed:

- **on the central nervous system:** nervousness, agitation, yawning, tremor, apprehension, nystagmus, logorrhoea, headache, nausea, ringing in the ears. In the presence of these warning signs, the patient must be asked to hyperventilate, and attentive surveillance is required to prevent possible deterioration with seizures followed by CNS depression.
- **on the respiratory system:** tachypnoea, then bradypnoea, possibly leading to apnoea.
- **on the cardiovascular system:** tachycardia, bradycardia, cardiovascular depression with arterial hypotension, possibly leading to collapse, arrhythmias (premature ventricular complexes, ventricular fibrillation), disorders of conduction (atrioventricular block).

These cardiac manifestations can lead to cardiac arrest.

Reporting of suspected side effects

The reporting of suspected side effects after approval of the medicinal product is important. It allows continuous monitoring of the benefit/risk ratio of the medicinal product.

Health professionals declare any suspected side effects through the national reporting system.

4.9 Overdose

Toxic reactions, reflecting overdose of local anaesthetic, can occur in two situations: either immediately, due to relative overdose resulting from accidental intravenous injection, or more delayed, corresponding to true overdose due to the use of an excessive quantity of anaesthetic.

Action in case of overdose

As soon as warning signs are observed, ask the patient to hyperventilate, place the patient in the supine position, when necessary. In the case of clonic seizures, oxygenation injection of a benzodiazepine.

Treatment may require intubation with assisted ventilation.

5- PHARMACOLOGICAL PROPERTIES**5.1 Pharmacodynamic properties**

Pharmacotherapeutic class: **LOCAL**

ANAESTHETICS.

ATC Code: **N01BB58**

Mechanism of action

Articaine hydrochloride is an amide local anaesthetic, which blocks propagation of the nerve impulse along the nerve fibre at the site of injection.

The addition of adrenaline (diluted at 1/100 000) to the solution of articaine delays the passage of the articaine into the systemic circulation and maintains an active tissue concentration, allowing to obtain a little hemorrhagic operative field.

Anaesthesia is obtained within 2 to 3 minutes. The duration of anaesthesia allowing the surgical procedure is about 60 minutes. It is 2 to 3 times shorter for pulpar anaesthesia.

5.2 Pharmacokinetic properties**Distribution**

When injected into the oral mucosa, articaine reaches its peak blood concentration about 30 minutes after injection.

Elimination

The mean elimination half-life of articaine hydrochloride is about 110 minutes.

Articaine hydrochloride is mainly metabolised in the liver; 5 to 10% of the dose are eliminated under unchanged form in the urine.

5.3 Preclinical safety data

Studies carried out on animals have demonstrated the good tolerance of articaine.

Like other amide local anaesthetics, high doses of the active substance can induce toxic reactions on the central nervous system and/or on the cardiovascular system (see section 4.8).

6- PHARMACEUTICAL DATA**6.1 List of excipients**

Sodium chloride, sodium metabisulphite, hydrochloride acid, sodium hydroxide, water for injections.

6.2 Incompatibilities

In the absence of compatibility studies, this medicinal product should not be mixed with other medicinal products.

6.3 Shelf life

Before opening: 2 years.

After opening: the product must be used immediately.

6.4 Special storage precautions

Store at a temperature not exceeding + 25°C.

Store cartridges in the external packaging, away from light.

6.5 Nature and content of external packing

1.7ml in cartridge (type I colourless glass) with a stopper (bromobutyl) and capsule (aluminium) with joint (bromobutyl). Box of 50.

6.6 Special precautions for disposal and handling

Like for all cartridges, the diaphragm will be disinfected just before use. It will be carefully plugged:

- either with ethyl alcohol at 70%,
- or with pure isopropyl alcohol at 90% for pharmaceutical use.

The cartridges must never be plunged in any solution.

Do not mix the injectable solution with other products in the same syringe.

Any opened cartridge of anaesthetic solution must not be re-used.

7- HOLDER OF THE MARKETING AUTHORIZATION

PRODUITS DENTAIRES PIERRE ROLLAND

ZI du Phare - 17 avenue Gustave Eiffel - 33700 MERIGNAC

8- FRENCH REGISTRATION ID NUMBER

CIP 34009 564 696 5 9: 1.7ml in cartridge (glass) with a stopper (bromobutyl); box of 50.

9- DATE OF FIRST AUTHORIZATION/OFF RENEWAL OF THE AUTHORIZATION IN FRANCE

Date of first authorization:

24th December 2002

Date of last renewal:

24th December 2012

10- DATE OF TEXT UP-DATING IN FRANCE

24th January 2019

CONDITIONS OF PRESCRIPTION AND DELIVERY IN FRANCE

List I.

Medicinal product reserved for professional use according to article R.5121-80 of the French public health code.

PRIMACAÏNE™

adrénaline 1/200 000

1- DENOMINATION OF THE MEDICINAL PRODUCT

PRIMACAÏNE ADRENALINE 1/200 000, injectable solution for dental use.

2- QUALITATIVE AND QUANTITATIVE COMPOSITION

Articaïne 60.277 mg in the form of articaïne hydrochloride
Adrenaline 0.0085 mg in the form of adrenaline tartrate for one cartridge of 1.7 ml.
Excipient with a known effect: sodium metabisulphite
For the complete list of excipients, see section 6.1.

3- PHARMACEUTICAL FORM

Injectable solution for dental use.

4- CLINICAL DATA

4.1 Therapeutic indications

Local or loco-regional anaesthesia in odonto-stomatological practice.

4.2 Dose and mode of administration

Reserved for adult and child over 4 as this type of anaesthesia is unsuitable before this age.

Dose

Adult

The quantity to be injected will be adapted according to the importance of the intervention.

Usually, half to one cartridge for a common procedure.

Do not exceed the dose of 7mg of articaïne hydrochloride per kilogram of bodyweight.

Elderly subject

Administer half of the dose indicated for adults.

Pediatric population

Child (over 4)

The quantity to be injected depends on the child's age, weight and the type of procedure performed.

The maximal dose to expect is 5mg of articaïne hydrochloride (0.125ml of anaesthetic solution) per kilogram of bodyweight.

The mean dose in mg of articaïne hydrochloride that can be administered in a child can be calculated as follows:
Child's weight (in kilograms) x 1.33

Mode of administration

LOCAL OR REGIONAL INTRA-ORAL SUBMUCOSAL INJECTION.

Verify the absence of vascular effraction by repeated aspiration tests, particularly during regional anaesthesia (nerve blocks).

The injection rate must not exceed 1ml of solution per minute.

4.3 Contraindications

This medicinal product is contraindicated in the case of hypersensitivity to local anaesthetics or to any of the constituents, and in the following situations:

- Severe disorders of atrioventricular conduction without a pacemaker.
- Epilepsy not controlled by treatment
- Porphyria.

This medicine is usually unadvised in association with sibutramine (see section 4.5).

4.4 Special warnings and precautions for use

Special warnings

THIS PRODUCT CONTAINS 1/200 000 ADRENALINE.

Take the risk of local necrosis into account in hypertensive or diabetic subjects.

Anaesthesiophagy risks: all kind of bites (lips, cheeks, mucous, tongue); advise patients to avoid the use of chewing gum or eating food as long as the insensibility persists.

Avoid injection into infected and inflamed areas (decreased efficacy of the local anaesthetic).

Sportsmen will be advised that this medicinal product contains an active substance that can cause a positive reaction on anti-doping control tests.

Pediatric population

The use of this product is not recommended in children under the age of 4 years, as this type of anaesthesia is unsuitable before this age.

Precautions for use

The use of this product requires imperatively:

- to conduct a clinical interview to determine the clinical context, concomitant treatments and the patient's history,

Bliss®

- to perform a test injection of 5 to 10% of the dose in case of allergic risk,
- to perform the injection slowly and strictly outside of the vessels, verifying by repeated aspirations,
- to maintain verbal contact with the patient.

Increased surveillance is required in subjects treated with anticoagulants (surveillance of the INR).
Due to the presence of adrenaline, precautions and increased surveillance in case of:

- all rhythm abnormalities, except bradycardia;
- coronary insufficiency;
- severe arterial hypertension.

The dose of articaïne may need to be decreased in case of severe hepatic insufficiency, due to the mainly hepatic metabolism of amide local anaesthetics.
The dosage must also be decreased in case of hypoxia, hyperkalaemia or metabolic acidosis.

The simultaneous administration of this anaesthetic with some products (see section 4.5) requires a close monitoring of the patient's clinical and biological state.

4.5 Interactions with other drugs or other interactions

Associations not recommended

Due to the presence of adrenaline:

+ Sibutramine: Paroxysmic hypertension with possibility of rhythm abnormalities (inhibition of the adrenaline or nor-adrenaline's entrance in the sympathetic fibre).

Association with precautions for use

Due to the presence of adrenaline:

+ Halogenated volatile anaesthetics: Serious ventricular rhythm abnormalities (increase of the cardiac reactivity). Limit the dose, for example: less than 0.1mg of adrenaline in 10 minutes or 0.3mg in one hour in adult.

+ Imipraminic anti-depressors: Paroxysmic hypertension with possibility of rhythm abnormalities (inhibition of the adrenaline or nor-adrenaline's entrance in the sympathetic fibre). Limit the dose, for example: less than 0.1mg of adrenaline in 10 minutes or 0.3mg in one hour in adult.

+ Serotonergic-noradrenergic anti-depressors (described for minalcipran and venlafaxine): Paroxysmic hypertension with possibility of rhythm abnormalities (inhibition of the adrenaline or nor-adrenaline's entrance in the sympathetic fibre). Limit the dose, for example: less than 0.1mg of adrenaline in 10 minutes or 0.3mg in one hour in adult.

+ Non selective MAOI (iproniazide):

Extra-oral radiology
Increase of the adrenaline and nor-adrenaline's pressive action, more often moderated. Use only under strict medicinal control.

+ "A" Selective MAOI (moclobemide, tolaxatone) by extrapolation from the non selective MAOI: Risk of increase of the pressive action. Use only under strict medicinal control.

Associations to take into account

+ Guanethidine: High increase of the blood pressure (hyper reactivity due to the reduction of the sympathetic tonus and/or to the inhibition of the adrenaline or nor-adrenaline's entrance in the sympathetic fibre).

4.6 Fertility, pregnancy and breastfeeding

Pregnancy

The studies carried out on animals do not show any teratogenic effect.

Due to the absence of teratogenic effect on animals, a malformative effect on mankind is not expected. Indeed, until today, the substances responsible of malformations on mankind have been teratogenics on animals during studies carried out on two species.

In clinical practice, there are actually not enough relevant facts to estimate an eventual malformative or foetotoxic effect of the articaïne when administered during pregnancy.

Consequently, the use of articaïne can be prescribed for odonto-stomatology indications during pregnancy, only if necessary.

Breastfeeding

Like other local anaesthetics, articaïne diffuses into breast milk in very small quantities; however, breastfeeding can be continued following the anaesthetic procedure.

4.7 Effects on ability to drive and use machines

PRIMACAÏNE ADRENALINE

1/200 000 has a moderate influence on the ability to drive and use machines.

4.8 Side effects

Like with all the anaesthetics used in odonto-stomatology, lipothymies can happen.

This product contains sodium metabisulphite, which can involve or worsen anaphylactic reactions and bronchospasms.

In the case of overdose or in certain predisposed patients, the following clinical signs may be observed:

- on the central nervous system: nervousness, agitation, yawning, tremor, apprehension, nystagmus, logorrhoea, headache, nausea, ringing in the ears. In the presence of these warning signs, the patient must be

asked to hyperventilate, and attentive surveillance is required to prevent possible deterioration with seizures followed by CNS depression.

- on the respiratory system: tachypnoea, then bradypnoea, possibly leading to apnoea.

- on the cardiovascular system: tachycardia, bradycardia, cardiovascular depression with arterial hypotension, possibly leading to collapse, arrhythmias (premature ventricular complexes, ventricular fibrillation), disorders of conduction (atrioventricular block).

These cardiac manifestations can lead to cardiac arrest.

Reporting of suspected side effects

The reporting of suspected side effects after approval of the medicinal product is important. It allows continuous monitoring of the benefit/risk ratio of the medicinal product.

Health professionals declare any suspected side effects through the national reporting system.

4.9 Overdose

Toxic reactions, reflecting overdose of local anaesthetic, can occur in two situations: either immediately, due to relative overdose resulting from accidental intravenous injection, or more delayed, corresponding to true overdose due to the use of an excessive quantity of anaesthetic.

Action in case of overdose

As soon as warning signs are observed, ask the patient to hyperventilate, place the patient in the supine position, when necessary. In the case of clonic seizures, oxygenation injection of a benzodiazepine. Treatment may require intubation with assisted ventilation.

5- PHARMACOLOGICAL PROPERTIES

5.1 Pharmacodynamic properties
Pharmacotherapeutic class: **LOCAL ANAESTHETICS**,

ATC Code: **N01BB58**

Mechanism of action

Articaïne hydrochloride is an amide local anaesthetic, which blocks propagation of the nerve impulse along the nerve fibre at the site of injection.

The addition of adrenaline (diluted at 1/200 000) to the solution of articaïne delays the passage of the articaïne into the systemic circulation and maintains an active tissue concentration, allowing to obtain a little hemorrhagic operative field.

Anaesthesia is obtained within 2 to 3 minutes. The duration of anaesthesia allowing the surgical procedure is about 60 minutes.

It is 2 to 3 times shorter for pulpar anaesthesia.

5.2 Pharmacokinetic properties

Distribution

When injected into the oral mucosa, articaine reaches its peak blood concentration about 30 minutes after injection.

Elimination

The mean elimination half-life of articaine hydrochloride is about 110 minutes.

Articaine hydrochloride is mainly metabolised in the liver; 5 to 10% of the dose are eliminated under unchanged form in the urine.

5.3 Preclinical safety data

Studies carried out on animals have demonstrated the good tolerance of articaine. Like other amide local anaesthetics, high doses of the active substance can induce toxic reactions on the central nervous system and/or on the cardiovascular system (see section 4.8).

6- PHARMACEUTICAL DATA

6.1 List of excipients

Sodium chloride, sodium metabisulphite, hydrochloric acid, sodium hydroxide, water for injections.

6.2 Incompatibilities

In the absence of compatibility studies, this medicinal product should not be mixed with other medicinal products.

6.3 Shelf life

Before opening: 2 years.

After opening: the product must be used immediately.

6.4 Special storage precautions

Store at a temperature not exceeding + 25°C.

Store cartridges in the external packaging, away from light.

6.5 Nature and content of external packing

1.7ml in cartridge (type I colourless glass) with a stopper (bromobutyl) and capsule (aluminium) with joint (bromobutyl). Box of 50.

6.6 Special precautions for disposal and handling

Like for all cartridges, the diaphragm must be disinfected just before use. It will be carefully plugged:

- either with ethyl alcohol at 70%,
- or with pure isopropyl alcohol at 90% for pharmaceutical use.

The cartridges must never be plunged in any solution.

Do not mix the injectable solution with other products in the same syringe. Any opened cartridge of anaesthetic solution must not be re-used.

7- HOLDER OF THE MARKETING AUTHORIZATION

PRODUITS DENTAIRE PIERRE ROLLAND

ZI du Phare - 17 avenue Gustave Eiffel - 33700 MERIGNAC

8- FRENCH REGISTRATION ID NUMBER

CIP 34009 564 697 1 0: 1.7ml in cartridge (glass) with a stopper (bromobutyl); box of 50.

9- DATE OF FIRST

AUTHORIZATION/OF RENEWAL OF THE AUTHORIZATION IN FRANCE

Date of first authorization:

24th December 2002

Date of last renewal:

24th December 2012

10- DATE OF TEXT UP-DATING IN FRANCE

12th February 2019

CONDITIONS OF PRESCRIPTION AND DELIVERY IN FRANCE

List I.

Medicinal product reserved for professional use according to article R.5121-80 of the French public health code.

XYLOROLLAND™

sans vasoconstricteur

1- DENOMINATION OF THE MEDICINAL PRODUCT

XYLOROLLAND SANS VASOCONSTRICTEUR, injectable solution for dental use.

2- QUALITATIVE AND QUANTITATIVE COMPOSITION

Lidocaine hydrochloride 36,00000mg

for one cartridge containing 1.8ml. The sodium metabisulphite content, expressed as sulphur anhydride, is 1.8mg per ampoule.

Excipient with a known effect: sodium metabisulphite

For the complete list of excipients, see section 6.1.

3- PHARMACEUTICAL FORM

Injectable solution for dental use.

4- CLINICAL DATA

4.1 Therapeutic indications

Local or loco-regional anaesthesia in odonto-stomatological practice.

This preparation is particularly used when the administration of a vasoconstrictor is inadvisable.

4.2 Dose and mode of administration

Reserved for adult and child over 4 as this type of anaesthesia is unsuitable before this age.

Dose

Adult

The quantity to be injected will be adapted according to the importance of the intervention.

Do not exceed the dose of 300mg of lidocaine hydrochloride per session.

Elderly subject

Administer half of the dose indicated for adults.

Pediatric population

Child (over 4)

The quantity to be injected depends on the child's age, weight and the type of procedure performed.

The maximum dose to predict is 20 to 30mg of lidocaine hydrochloride per session.

Do not exceed 2.2mg of lidocaine hydrochloride per kilogram of body weight.

Mode of administration

LOCAL OR REGIONAL INTRA-ORAL SUBMUCOSAL INJECTION.

Verify the absence of vascular effraction by repeated aspiration tests, particularly during regional anaesthesia (nerve blocks).

The injection rate must not exceed 1ml of solution per minute.

4.3 Contraindications

This medicinal product is contraindicated in the case of hypersensitivity to local anaesthetics or to any of the constituents, and in the following situations:

- Severe disorders of atrioventricular conduction without a pacemaker.
- Epilepsy not controlled by treatment
- Intermittent acute porphyria.

4.4 Special warnings and precautions for use

Special warnings

Anaesthesiophagy risks: all kind of bites (lips, cheeks, mucous, tongue); advise patients to avoid the use of chewing gum or eating food as long as the insensibility persists.

Avoid injection into infected and inflamed areas (decreased efficacy of the local anaesthetic).

Sportsmen will be advised that this medicinal product contains an active substance that can cause a positive reaction on anti-doping control tests.

Pediatric population

The use of this product is not recommended in children under the age of 4 years, as this type of anaesthesia is unsuitable before this age.

Precautions for use

The use of this product requires imperatively:

- to conduct a clinical interview to determine the clinical context, concomitant treatments and the patient's history;
- to perform a test injection of 5 to 10% of the dose in case of allergic risk,
- to perform the injection slowly and strictly outside of the vessels, verifying by repeated aspirations,
- to maintain verbal contact with the patient.

Increased surveillance is required in subjects treated with anticoagulants (surveillance of the INR).

Doses of lidocaine may need to be decreased in the case of severe hepatic insufficiency, due to the mainly hepatic metabolism of amide local anaesthetics. The dosage must also be decreased in the case of hypoxia, hyperkalaemia or metabolic acidosis.

4.5 Interactions with other drugs or other interactions

Not applicable.

4.6 Fertility, pregnancy and breastfeeding

Pregnancy

No reliable animal teratogenesis data are available.

In clinical practice, analysis of a large number of pregnancies exposed to lidocaine did not reveal any particular foetotoxic or malformative effect for lidocaine. However, only epidemiological studies can confirm the absence of risk. Consequently, the use of lidocaine can be prescribed for odonto-stomatology indications during pregnancy, only if necessary.

Breastfeeding

Like other local anaesthetics, lidocaine diffuses into breast milk in very small quantities; however, breastfeeding can be continued following the anaesthetic procedure.

4.7 Effects on ability to drive and use machines

XYLOROLLAND SANS VASOCONSTRICTEUR has a moderate influence on the ability to drive and use machines.

4.8 Side effects

Due to the presence of sodium metabisulphite, risk of allergic reactions, as well as anaphylactic reactions and bronchospasms.

Like with all the anaesthetics used in odonto-stomatology, lipothymies can happen.

In the case of overdose or in certain predisposed patients, the following clinical signs may be observed:

- on the central nervous system: nervousness, agitation, yawning, tremor, apprehension, nystagmus, logorrhoea, headache, nausea, ringing in the ears. In the presence of these warning signs, the patient must be asked to hyperventilate, and attentive surveillance is required to prevent possible deterioration with seizures followed by CNS depression.
- on the respiratory system: tachypnoea, then bradypnoea, possibly leading to apnoea.
- on the cardiovascular system: tachycardia, bradycardia, cardiovascular depression with arterial hypotension, possibly leading to collapse, arrhythmias (premature ventricular complexes, ventricular fibrillation), disorders of conduction (atrioventricular block).

These cardiac manifestations can lead to cardiac arrest.

Reporting of suspected side effects

The reporting of suspected side effects after approval of the medicinal product is important. It allows continuous monitoring of the benefit/risk ratio of the medicinal product. Health professionals declare any suspected side effects through the national reporting system.

4.9 Overdose

Toxic reactions, reflecting overdose of local anaesthetic, can occur in two situations: either immediately, due to relative overdose resulting from accidental intravenous injection, or more delayed, corresponding to true overdose due to the use of an excessive quantity of anaesthetic.

Action in case of overdose

As soon as warning signs are observed, ask the patient to hyperventilate, place the patient in the supine position, when necessary. In the case of clonic seizures, oxygenation injection of a benzodiazepine.

Treatment may require intubation with assisted ventilation.

5- PHARMACOLOGICAL PROPERTIES

5.1 Pharmacodynamic properties

Pharmacotherapeutic class: **LOCAL ANAESTHETICS**.

ATC Code: N01BB02

Mechanism of action

Lidocaine hydrochloride is an amino-amide local anaesthetic, which blocks propagation of the nerve impulse along the nerve fibre at the site of injection. Anaesthesia is obtained within 2 to 3 minutes. The duration of anaesthesia allowing the surgical procedure is about 90 to 120 minutes and 5 to 10 minutes on the pulp.

5.2 Pharmacokinetic properties

Distribution

When injected into the oral mucosa, lidocaine reaches a peak blood concentration about 10 to 15 minutes after injection.

Elimination

The mean elimination half-life of lidocaine hydrochloride is about 90 minutes. Lidocaine hydrochloride is mainly metabolised in the liver; 5 to 10% of the dose are eliminated under unchanged form in the urine.

5.3 Preclinical safety data

Studies carried out on animals have demonstrated the good tolerance of lidocaine. Like other amide local anaesthetics, high doses of the active substance can induce toxic reactions on the central nervous system and/or on the cardiovascular system (see section 4.8).

6- PHARMACEUTICAL DATA**6.1 List of excipients**

Sodium chloride, sodium metabisulphite, sodium hydroxide, water for injections.

Inertizing gas: nitrogen

6.2 Incompatibilities

In the absence of compatibility studies, this medicinal product should not be mixed with other medicinal products.

6.3 Shelf life

Before opening: 3 years.

After opening: the product must be used immediately.

6.4 Special storage precautions

Store at a temperature below +25°C and away from light.

6.5 Nature and content of external packing

1.8ml in cartridge (type I colourless glass) with a stopper (bromobutyl) and capsule (aluminium) with joint (bromobutyl). Box of 50.

6.6 Special precautions for disposal and handling

Like for all cartridges, the diaphragm will be disinfected just before use. It will be carefully plugged:

- either with ethyl alcohol at 70%,
- or with pure isopropyl alcohol at 90% for pharmaceutical use.

The cartridges must never be plunged in any solution.

Do not mix the injectable solution with other products in the same syringe.

Any opened cartridge of anaesthetic solution must not be re-used.

7- HOLDER OF THE MARKETING AUTHORIZATION

PRODUITS DENTAIRE PIERRE ROLLAND

ZI du Phare - 17 avenue Gustave Eiffel - 33700 MERIGNAC

8- FRENCH REGISTRATION ID NUMBER

CIP 34009 500 219 1 4: 1.8ml in cartridge (glass) with a stopper (bromobutyl); box of 50.

9- DATE OF FIRST**AUTHORIZATION/OF RENEWAL OF AUTHORIZATION IN FRANCE**

Date of first authorization:

18th September 1997

Date of last renewal:

18th September 2007

10- DATE OF TEXT UP-DATING IN FRANCE

19th February 2019

CONDITIONS OF PRESCRIPTION AND DELIVERY IN FRANCE

List II

Medicinal product reserved for professional use according to article R.5121-80 of the French public health code.





**17 avenue Gustave Eiffel
ZI du Phare
33700 MERIGNAC
France**

**Tel: +33 (0) 556 340 607
Fax: +33 (0) 556 349 292
info@acteongroup.com**

Follow-us

